

CLARK COUNTY, NEVADA

MONTHLY INVESTMENT REPORT

December 31, 2009



CLARK COUNTY TREASURER'S OFFICE

500 S. GRAND CENTRAL PARKWAY

LAS VEGAS, NEVADA 89106

Laura B. Fitzpatrick

Treasurer



TABLE OF CONTENTS

INVESTMENT OVERVIEW AND OBJECTIVES	1
TREASURER'S CERTIFICATION	2
TOTAL PORTFOLIO OVERVIEW	3
INVESTMENT POOL OVERVIEW	5
BOND FUNDS OVERVIEW	7
McCARRAN AIRPORT BOND FUNDS OVERVIEW	8
TAX RECEIVER OVERVIEW	9
WATER RECLAMATION DISTRICT OVERVIEW	10
PORTFOLIO SECURITY LISTINGS	APPENDIX
◆ TOTAL INVESTMENT SUMMARY	
◆ INVESTMENT POOL	
◆ BOND FUNDS	
◆ McCARRAN AIRPORT BOND FUNDS	
◆ TAX RECEIVER	
◆ WATER RECLAMATION DISTRICT	

**CLARK COUNTY TREASURER'S WEBSITE
ADDITIONAL INVESTMENT INFORMATION**

www.co.clark.nv.us/treasurer/investment.htm



December 31, 2009

CLARK COUNTY, NEVADA

INVESTMENT OVERVIEW AND OBJECTIVES

The three main objectives in managing the County's Total Investment Portfolio are to provide safety of principal, to ensure liquidity to meet operating requirements, and to generate a market rate of return on the investments. Using cash flow projections to match revenues with expenditures ensures prudent investment principles that will enable the County to soundly meet its financial obligations. The Investment Portfolio shall be structured in relation to prevailing budgetary and economic environments, taking into account the County's investment risk constraints and cash flow characteristics.

The County's Total Investment Portfolio has five separate investment portfolios. They are as follows:

Investment Pool - operating funds, various bond funds, and capital project funds

Bonds Funds - various bond funds, requiring segregation

McCarran Airport Bond Funds - airport bond funds

Tax Receiver - real property tax collections

Water Reclamation District - separate legal entity's operating funds

INVESTMENT POOL- The Investment Pool is segregated into four sub-portfolios: Cash Management, Core, Corporate Bond, and NVEST, the State Treasurer's Long-Term Investment Program. The Cash Management and Core sub-portfolios represent the largest portion of the Investment Pool and these funds are primarily invested in short to intermediate term treasury and federal agency securities. The funds in the Corporate Bond sub-portfolio are invested primarily in high grade corporate debt obligations. NVEST primarily invests in federal agency collateralized mortgage obligations and high grade asset-backed securities.

BOND FUNDS- Various bond construction, reserve, and debt service monies are invested according to bond covenants in short-term U.S. Treasury and federal agency securities, money market funds (MMFs), and Collateralized Investment Agreements (CIAs) to match semi-annual debt service payments and cash flow requirements. These funds are primarily from special improvement district bond issues.

McCARRAN AIRPORT BOND FUNDS- Various airport bond construction, reserve and debt service monies are invested according to bond covenants in short-term treasury and federal agency securities, MMFs, and Collateralized Investment Agreements to match semi-annual debt service payments and cash flow requirements

TAX RECEIVER- The Treasurer, as ex officio tax receiver, bills and collects taxes on all real property in the County, and distributes the tax dollars to the various taxing entities including the state, county, school district, cities, libraries, other special districts. The balances in the Tax Receiver account are extremely seasonal in nature due to the statutory property tax collection schedule, with the highest balances occurring in the months of August, October, January, and March. Property tax allocations and interest earnings are disbursed to other governmental entities on the 15th of each month. Monies are invested primarily in money market funds (MMFs) and other short-term securities to match the scheduled cash flow requirements.

WATER RECLAMATION DISTRICT- The Treasurer performs the investment function for the Water Reclamation District. The types of investments utilized for this portfolio are primarily treasuries, federal agencies, MMFs, and other short term debt. The Treasurer's office works with the District to ensure the portfolio has adequate liquidity to provide for cash flow needs.



TREASURER'S CERTIFICATION

I, Laura B. Fitzpatrick, Clark County Treasurer, certify that the investments and related activity herein reported comply with Nevada Revised Statues, Clark County Ordinances, and the Clark County Investment Policy.

/s/ Laura B. Fitzpatrick
Laura B. Fitzpatrick - County Treasurer

REQUIREMENTS AND COMPLIANCE

Table with 3 columns: ITEM, REQUIREMENTS, ACTUAL PORTFOLIO. Rows include Weighted Average Duration and Liquidity Requirement.

TOTAL PORTFOLIO

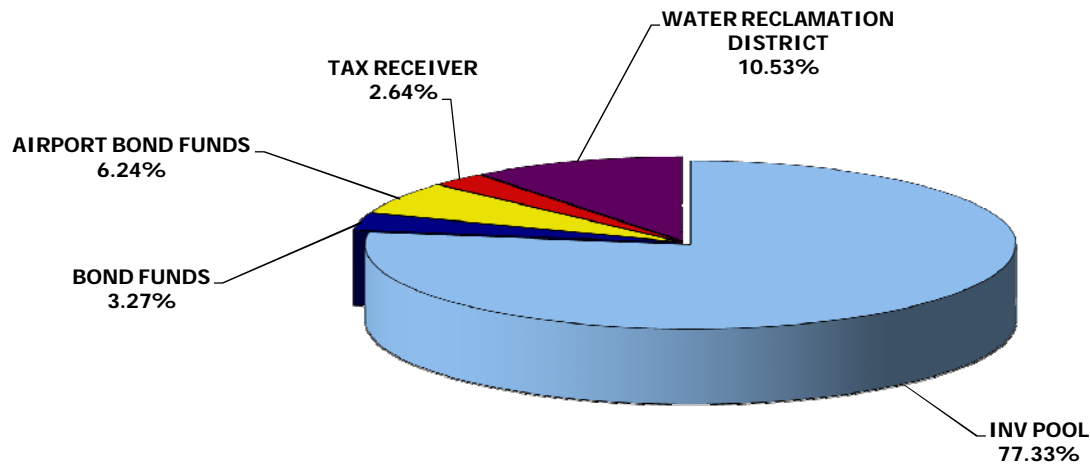
Table with 5 columns: INVESTMENT CATEGORY, MAXIMUM MATURITY, QUALITY LIMITS S&P/MOODY'S, AUTHORIZED LIMIT, ACTUAL PORTFOLIO. Rows include U.S. Federal Agency, Money Market Funds, U.S. Treasury, Collateralized Investment Agreements, Corporate Notes*, Collateralized Mortgage Obligations, Asset Backed Securities*, and a Total row.

*No single issuer exceeds the 5% restriction limit.



**TOTAL PORTFOLIO OVERVIEW
DISTRIBUTIONS BY PORTFOLIOS**

PORTFOLIO	MARKET VALUE	BOOK VALUE	VARIANCE
Investment Pool	\$ 3,986,047,023.56	\$ 3,945,398,686.04	\$ 40,648,337.52
Bond Funds	166,668,037.28	166,705,437.28	(37,400.00)
McCarran Airport Bond Funds	318,145,435.34	318,145,435.34	-
Tax Receiver	134,600,000.00	134,600,000.00	-
Water Reclamation District	543,933,315.02	537,495,589.27	6,437,725.75
TOTALS	\$ 5,149,393,811.20	\$ 5,102,345,147.93	\$ 47,048,663.27



PORTFOLIO	YIELD TO MATURITY	DAYS TO MATURITY	WEIGHTED AVG MATURITY (Yrs)	WEIGHTED AVG DURATION (Yrs)	MONTHLY INTEREST EARNINGS
Investment Pool	2.20%	808	2.21	2.01	\$ 8,832,543.86
Bond Issues	0.25%	142	0.39	0.36	165,098.85
McCarran Airport Bond Iss.	0.40%	1	0.00	0.00	247,042.15
Tax Receiver	0.14%	1	0.00	0.00	1,919.03
Water Reclamation District	2.11%	679	1.86	1.77	1,474,495.30
TOTAL PORTFOLIO	1.96%	701	1.92	1.75	\$ 10,721,099.19

Note: Percentages may not equal 100% due to rounding calculations.

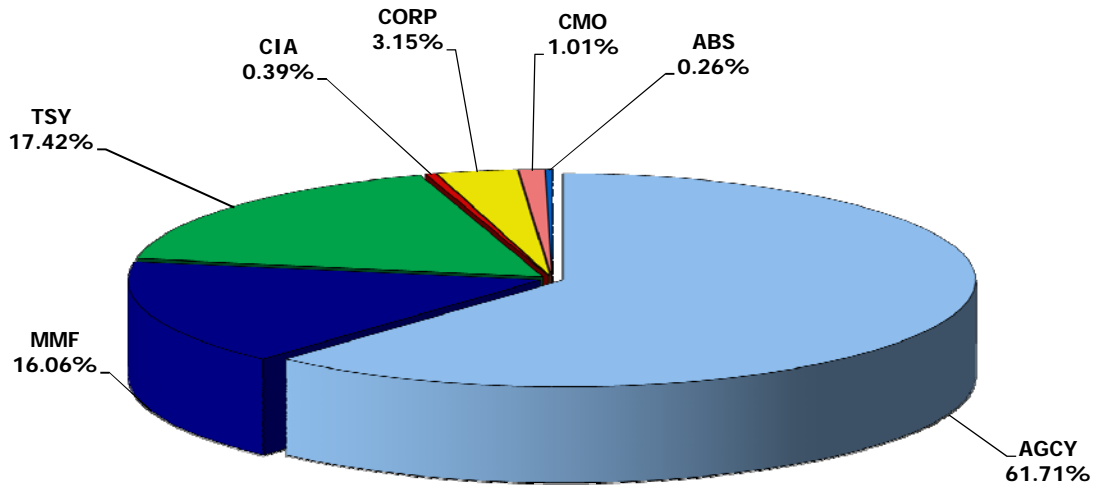


TOTAL PORTFOLIO OVERVIEW (CONTINUED)

The County's Total Investment Portfolio is diversified into various types of assets which are allowed by the County's Investment Policy and Nevada Revised Statutes. The breakdown of the asset types is as follows:

ASSET TYPE	MARKET VALUE	BOOK VALUE	VARIANCE
AGCY - U.S. Federal Agency	\$ 3,187,575,204.28	\$ 3,148,705,353.08	\$ 38,869,851.20
MMF - Money Market Funds	819,296,350.15	819,296,350.15	-
TRSY - U.S. Treasury	892,287,497.50	888,827,702.63	3,459,794.87
CIA - Collateralized Investment Agreements	19,834,242.98	19,834,242.98	-
CORP - U.S. Corporate Notes	164,283,750.00	160,681,830.00	3,601,920.00
CMO - Collateralized Mortgage Obligations	52,577,210.40	51,577,642.04	999,568.36
ABS - Asset Backed Securities	13,539,555.89	13,422,027.05	117,528.84
TOTAL	\$ 5,149,393,811.20	\$ 5,102,345,147.93	\$ 47,048,663.27

ASSET TYPES BY BOOK VALUE



Note: Percentages may not equal 100% due to rounding calculations.



INVESTMENT POOL OVERVIEW

The County's Investment Pool is segregated into the following four sub-portfolios:

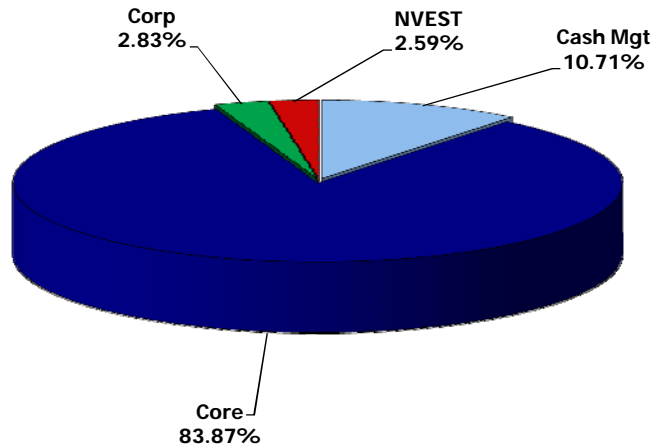
CASH MANAGEMENT PORTFOLIO: The primary focus of this portfolio is to provide the day to day liquidity needs of the County. Therefore, the Cash Management portfolio mainly targets maturities from overnight to 12 months. The majority of investments are purchased and held to maturity. The most frequently used investment vehicles are federal agency notes, money market funds, commercial paper, and certificates of deposit.

CORE PORTFOLIO: This portfolio is more active than the Cash Management portfolio and takes advantage of market conditions to prudently maximize return. The Core portfolio mainly targets maturities from 1 to 3 years. The most frequently used investment vehicles include U.S. treasury notes, federal agency notes, commercial paper, and money market funds.

CORPORATE BOND PORTFOLIO: The corporate bond portfolio is primarily invested in 1-5 year corporate obligations which are rated A-AAA.

NVEST PORTFOLIO: The NVEST portfolio primarily invests in AAA-rated collateralized mortgage obligations, AAA-rated asset backed securities, federal agency securities, and treasury notes.

Table with 4 columns: SUB PORTFOLIO, MARKET VALUE, BOOK VALUE, VARIANCE. Rows include Cash Management, Core, Corporate Bonds, NVEST, and a TOTALS row.



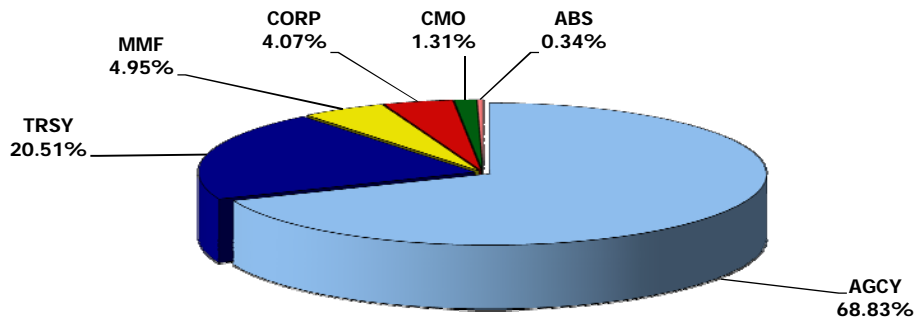
Note: Percentages may not equal 100% due to rounding calculations.



INVESTMENT POOL OVERVIEW (CONTINUED)

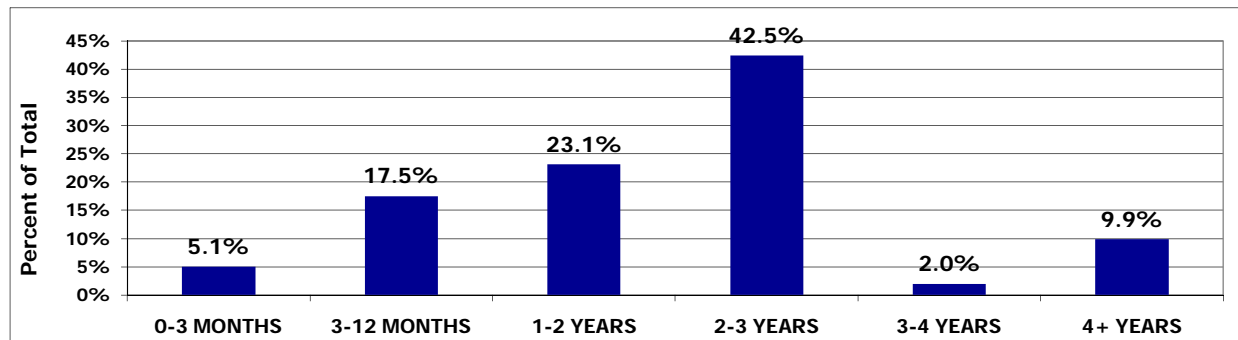
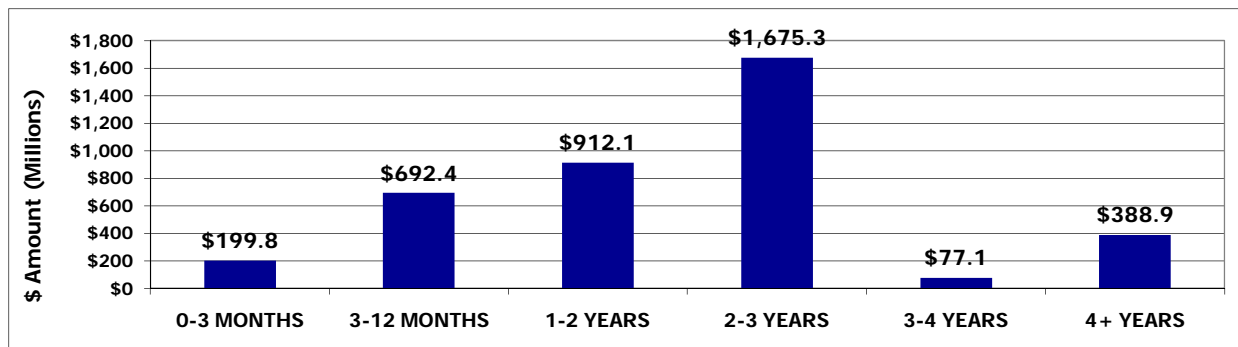
ASSET TYPE	MARKET VALUE	BOOK VALUE	VARIANCE
AGCY - U.S. Federal Agency	\$ 2,748,395,366.72	\$ 2,715,560,297.52	\$ 32,835,069.20
TRSY - U.S. Treasury	812,149,297.50	809,055,046.38	3,094,251.12
MMF - Money Market Funds	195,101,843.05	195,101,843.05	-
CORP - U.S. Corporate Notes	164,283,750.00	160,681,830.00	3,601,920.00
CMO - Collateralized Mortgage Obligations	52,577,210.40	51,577,642.04	999,568.36
ABS - Asset Backed Securities	13,539,555.89	13,422,027.05	117,528.84
TOTAL	\$ 3,986,047,023.56	\$ 3,945,398,686.04	\$ 40,648,337.52

ASSET TYPES BY BOOK VALUE



The County Investment Policy stipulates that the Investment Pool always has at least 5% of its holdings between an 1 day to a 90 day maturity to ensure the daily liquidity needs of the County are met. The Treasurer's Office maintains a detailed 12-month rolling cash flow analysis to assist in meeting this requirement. The charts below display the allocations for specific maturity intervals of the Investment Pool.

DISTRIBUTION BY MATURITY (BOOK VALUE)



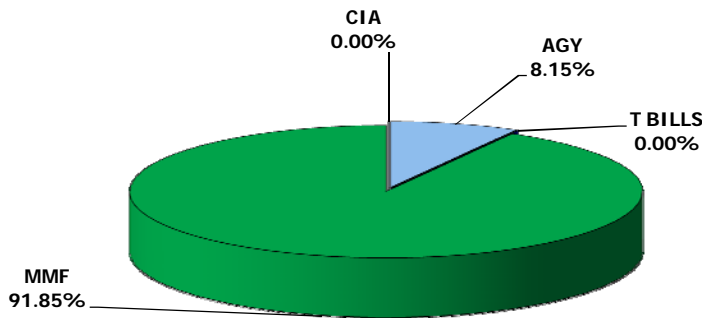
Note: Percentages may not equal 100% due to rounding calculations.




BOND FUNDS OVERVIEW

ASSET TYPE	MARKET VALUE	BOOK VALUE	VARIANCE
AGCY - U.S. Federal Agency	\$ 13,549,000.00	\$ 13,586,400.00	\$ (37,400.00)
TRSY - U.S. Treasury Bills	\$ -	\$ -	\$ -
MMF - Money Market Funds	153,119,037.28	153,119,037.28	-
CIA - Collateralized Investment Agreement	-	-	-
TOTAL	\$ 166,668,037.28	\$ 166,705,437.28	\$ (37,400.00)

ASSET TYPES BY BOOK VALUE



DISTRIBUTION BY MATURITY (BOOK VALUE)



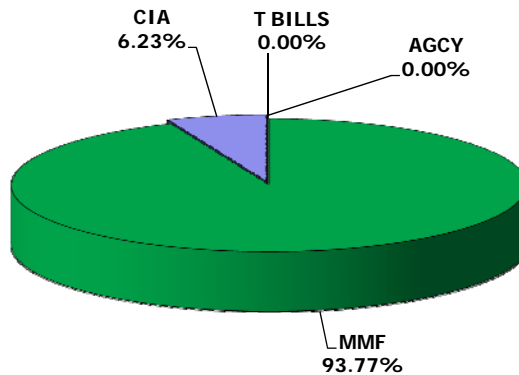
Note: Percentages may not equal 100% due to rounding calculations.



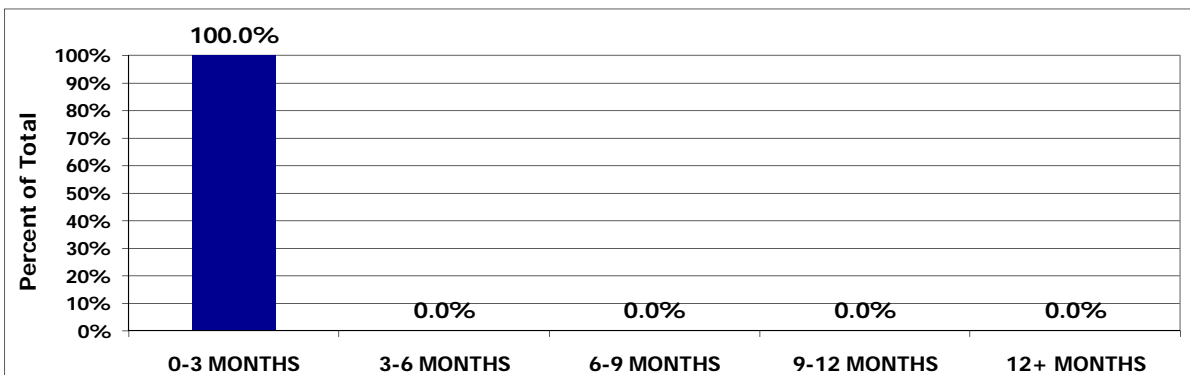
McCARRAN AIRPORT BOND FUNDS OVERVIEW

ASSET TYPE	MARKET VALUE	BOOK VALUE	VARIANCE
AGCY - U.S. Federal Agency	\$ -	\$ -	\$ -
TRSY - U.S. Treasury Bills	\$ -	\$ -	\$ -
MMF - Money Market Funds	298,311,192.36	298,311,192.36	-
CIA - Collateralized Investment Agreement	19,834,242.98	19,834,242.98	-
TOTAL	\$ 318,145,435.34	\$ 318,145,435.34	\$ -

ASSET TYPES BY BOOK VALUE



DISTRIBUTION BY MATURITY (BOOK VALUE)



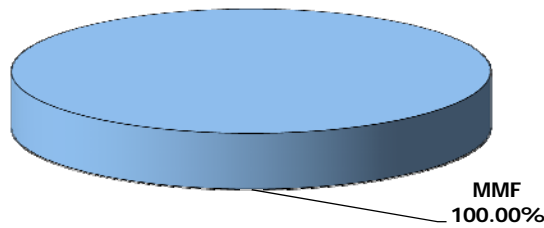
Note: Percentages may not equal 100% due to rounding calculations.



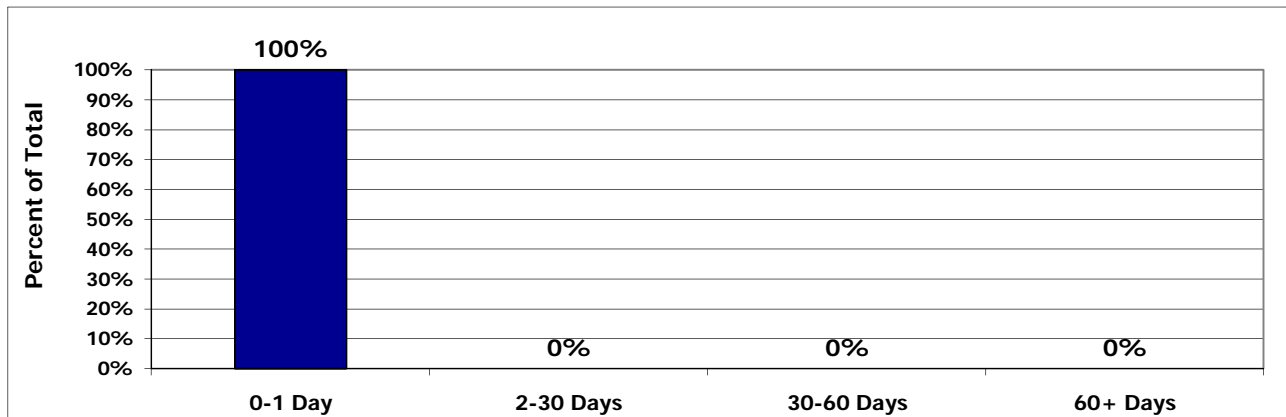
TAX RECEIVER OVERVIEW

ASSET TYPE	MARKET VALUE	BOOK VALUE	VARIANCE
MMF - Money Market Funds	\$ 134,600,000.00	\$ 134,600,000.00	\$ -
TOTAL	\$ 134,600,000.00	\$ 134,600,000.00	\$ -

ASSET TYPES BY BOOK VALUE



DISTRIBUTION BY MATURITY (BOOK VALUE)



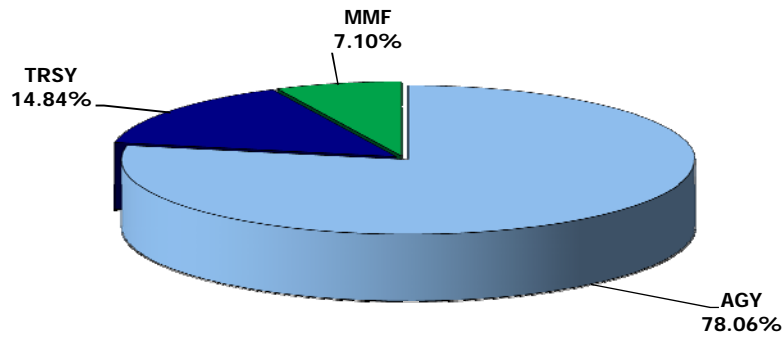
Note: Percentages may not equal 100% due to rounding calculations.



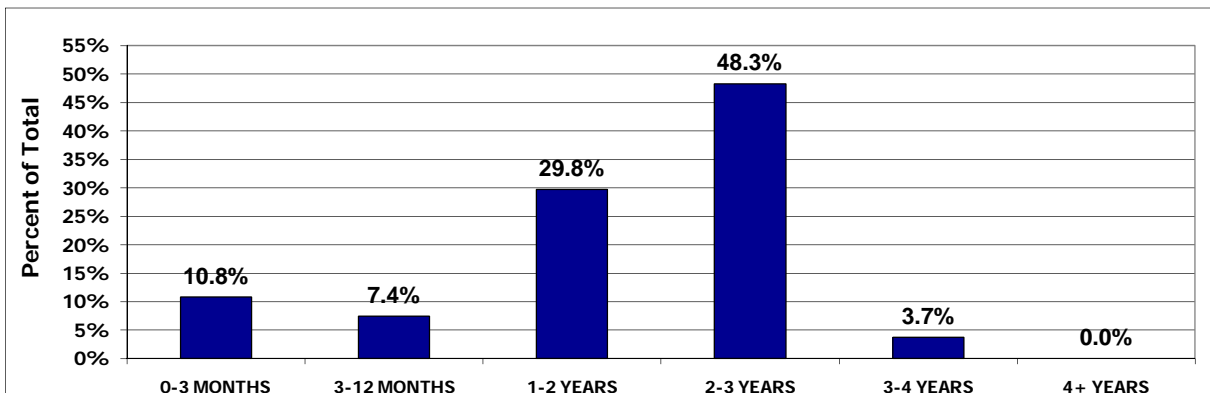
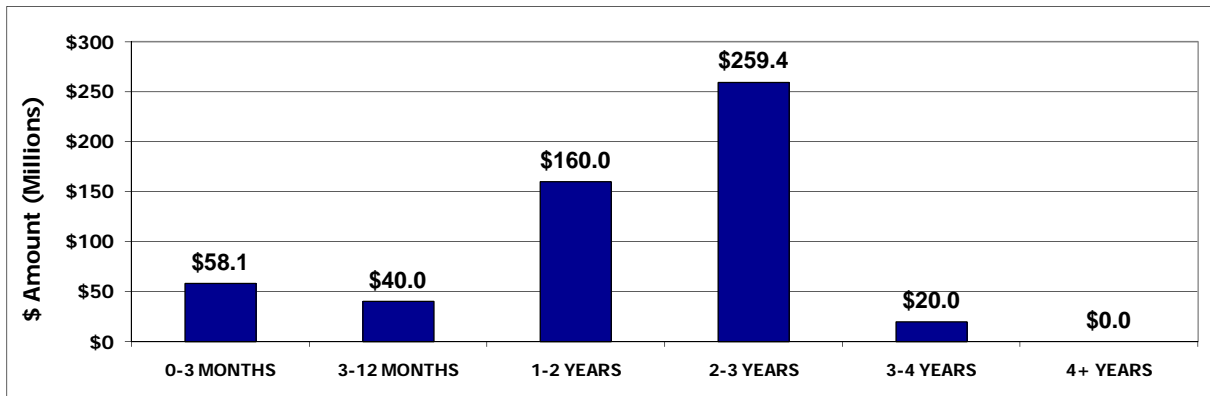
WATER RECLAMATION DISTRICT OVERVIEW

ASSET TYPE	MARKET VALUE	BOOK VALUE	VARIANCE
AGCY - U.S. Federal Agency	\$ 425,630,837.56	\$ 419,558,655.56	\$ 6,072,182.00
TRSY - U.S. Treasury	80,138,200.00	79,772,656.25	365,543.75
MMF - Money Market Funds	38,164,277.46	38,164,277.46	-
TOTAL	\$ 543,933,315.02	\$ 537,495,589.27	\$ 6,437,725.75

ASSET TYPES BY BOOK VALUE



DISTRIBUTION BY MATURITY (BOOK VALUE)



Note: Percentages may not equal 100% due to rounding calculations.



APPENDIX

INVESTMENT HOLDINGS

- ◆ TOTAL INVESTMENT SUMMARY
 - ◆ INVESTMENT POOL
 - ◆ BOND FUNDS
 - ◆ McCARRAN AIRPORT BOND FUNDS
 - ◆ TAX RECEIVER
 - ◆ WATER RECLAMATION DISTRICT
-