


# **CLARK COUNTY, NEVADA**

## **MONTHLY INVESTMENT REPORT**

**April 30, 2017**



### **CLARK COUNTY TREASURER'S OFFICE**

**500 S. GRAND CENTRAL PARKWAY  
LAS VEGAS, NEVADA 89106**

**Laura B. Fitzpatrick**  
Treasurer

[www.clarkcountynv.gov/depts/treasurer](http://www.clarkcountynv.gov/depts/treasurer)



**TABLE OF CONTENTS**

INVESTMENT OVERVIEW AND OBJECTIVES	1
TREASURER'S CERTIFICATION	2
TOTAL PORTFOLIO OVERVIEW	3
INVESTMENT POOL OVERVIEW	5
BOND FUNDS OVERVIEW	7
McCARRAN AIRPORT BOND FUNDS OVERVIEW	8
TAX RECEIVER OVERVIEW	9
WATER RECLAMATION DISTRICT OVERVIEW	10
SOUTHERN NEVADA HEALTH DISTRICT	11
PORTFOLIO SECURITY LISTINGS	APPENDIX
◆ TOTAL INVESTMENT SUMMARY	
◆ INVESTMENT POOL	
◆ BOND FUNDS	
◆ McCARRAN AIRPORT BOND FUNDS	
◆ TAX RECEIVER	
◆ WATER RECLAMATION DISTRICT	
◆ SOUTHERN NEVADA HEALTH DISTRICT	

**CLARK COUNTY TREASURER'S WEBSITE  
ADDITIONAL INVESTMENT INFORMATION**

[www.co.clark.nv.us/treasurer/investment.htm](http://www.co.clark.nv.us/treasurer/investment.htm)

---



## CLARK COUNTY, NEVADA

---

### INVESTMENT OVERVIEW AND OBJECTIVES

The three main objectives in managing the County's Total Investment Portfolio are to provide safety of principal, to ensure liquidity to meet operating requirements, and to generate a market rate of return on the investments. Using cash flow projections to match revenues with expenditures ensures prudent investment principles that will enable the County to soundly meet its financial obligations. The Investment Portfolio shall be structured in relation to prevailing budgetary and economic environments, taking into account the County's investment risk constraints and cash flow characteristics.

The County's Total Investment Portfolio has five separate investment portfolios. They are as follows:

**Investment Pool** - operating funds, various bond funds, and capital project funds

**Bonds Funds** - various bond funds, requiring segregation

**McCarran Airport Bond Funds** - airport bond funds

**Tax Receiver** - real property tax collections

**Water Reclamation District** - separate legal entity's operating funds, various bond funds, and capital project funds

**Southern Nevada Health District** - operating funds and capital project funds

**INVESTMENT POOL-** The Investment Pool is segregated into three sub-portfolios: Cash Management, Core, and ABS/MBS. The Cash Management and Core sub-portfolios represent the largest portion of the Investment Pool and these funds are primarily invested in short to intermediate term treasury and federal agency securities and in high grade corporate debt obligations. ABS/MBS primarily invests in federal agency collateralized mortgage obligations and high grade asset-backed securities.

**BOND FUNDS-** Various bond construction, reserve, and debt service monies are invested according to bond covenants in short-term U.S. Treasury and federal agency securities, money market funds (MMFs), and Collateralized Investment Agreements (CIAs) to match semi-annual debt service payments and cash flow requirements. These funds are primarily from special improvement district bond issues.

**McCARRAN AIRPORT BOND FUNDS-** Various airport bond construction, reserve and debt service monies are invested according to bond covenants in short-term treasury and federal agency securities, MMFs, and Collateralized Investment Agreements to match semi-annual debt service payments and cash flow requirements.

**TAX RECEIVER-** The Treasurer, as ex officio tax receiver, bills and collects taxes on all real property in the County, and distributes the tax dollars to the various taxing entities including the state, county, school district, cities, libraries, other special districts. The balances in the Tax Receiver account are extremely seasonal in nature due to the statutory property tax collection schedule, with the highest balances occurring in the months of August, October, January, and March. Property tax allocations and interest earnings are disbursed to other governmental entities on the 15<sup>th</sup> of each month. Monies are invested primarily in money market funds (MMFs) and other short-term securities to match the scheduled cash flow requirements.

**WATER RECLAMATION DISTRICT-** The Treasurer performs the investment function for the Water Reclamation District. The types of investments utilized for this portfolio are primarily treasuries, federal agencies, MMFs, and other short term debt. The Treasurer's office works with the District to ensure the portfolio has adequate liquidity to provide for cash flow needs.

**SOUTHERN NEVADA HEALTH DISTRICT-** The Treasurer performs the investment function for the Southern Nevada Health District. The types of investments utilized for this portfolio are primarily treasuries, federal agencies, MMFs, and other short term debt. The Treasurer's office works with the District to ensure the portfolio has adequate liquidity to provide for cash flow needs.



CLARK COUNTY, NEVADA

TREASURER'S CERTIFICATION

I, Laura B. Fitzpatrick, Clark County Treasurer, certify that the investments and related activity herein reported comply with Nevada Revised Statutes, Clark County Ordinances, and the Clark County Investment Policy.

/s/ Laura B. Fitzpatrick
Laura B. Fitzpatrick - County Treasurer

REQUIREMENTS AND COMPLIANCE

Table with 3 columns: ITEM, REQUIREMENTS, ACTUAL PORTFOLIO. Rows include Weighted Average Duration and Liquidity Requirement\*.

\*Percentage includes the closing ledger balance of the Investment Pool's checking account at the County's depository bank.

TOTAL PORTFOLIO

Table with 5 columns: INVESTMENT CATEGORY, MAXIMUM MATURITY, QUALITY LIMITS S&P/MOODY'S, AUTHORIZED LIMIT, ACTUAL PORTFOLIO. Lists various investment categories and their portfolio percentages.

\*No single issuer exceeds the 5% restriction limit.

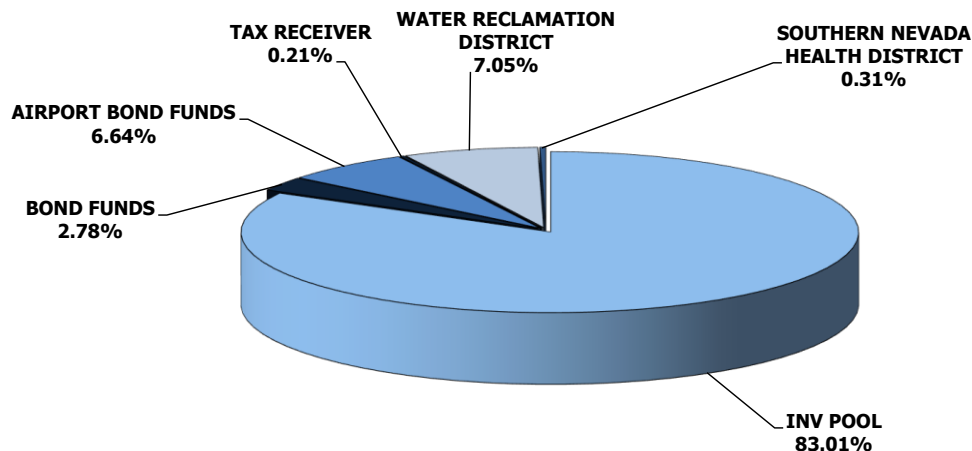


**CLARK COUNTY, NEVADA**

**MONTHLY INVESTMENT REPORT**

**TOTAL PORTFOLIO OVERVIEW  
DISTRIBUTIONS BY PORTFOLIOS**

PORTFOLIO	MARKET VALUE	BOOK VALUE	VARIANCE
Investment Pool	\$ 3,997,707,033.74	\$ 4,002,092,240.91	\$ (4,385,207.17)
Bond Funds	134,157,146.26	134,097,501.79	59,644.47
McCarran Airport Bond Funds	320,194,131.28	320,144,330.54	49,800.74
Tax Receiver	10,097,899.94	10,097,899.94	-
Water Reclamation District	340,188,904.75	339,797,711.81	391,192.94
Southern Nevada Health Dist.	14,914,245.15	15,092,390.56	(178,145.41)
<b>TOTALS</b>	<b>\$ 4,817,259,361.12</b>	<b>\$ 4,821,322,075.55</b>	<b>\$ (4,062,714.43)</b>



PORTFOLIO	YIELD TO MATURITY	DAYS TO MATURITY	WEIGHTED AVG MATURITY (Yrs)	WEIGHTED AVG DURATION (Yrs)	MONTHLY INTEREST EARNINGS
Investment Pool	1.38%	806	2.21	2.07	\$ 4,409,112.73
Bond Funds	1.14%	59	0.16	0.16	123,938.01
McCarran Airport Bond Funds	0.96%	122	0.33	0.33	190,360.95
Tax Receiver	0.94%	1	0.00	0.00	154,114.16
Water Reclamation District	1.23%	507	1.39	1.27	324,043.39
Southern Nevada Health Dist.	1.10%	836	2.29	2.20	19,918.00
<b>TOTAL PORTFOLIO</b>	<b>1.34%</b>	<b>717</b>	<b>1.96</b>	<b>1.84</b>	<b>\$ 5,221,487.24</b>

Note: Percentages may not equal 100% due to rounding calculations.

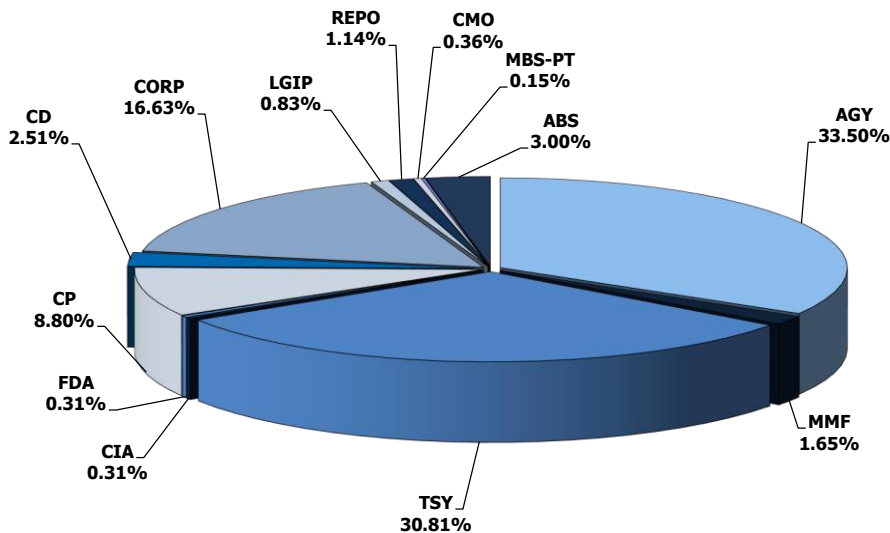


**TOTAL PORTFOLIO OVERVIEW (CONTINUED)**

The County's Total Investment Portfolio is diversified into various types of assets which are allowed by the County's Investment Policy and Nevada Revised Statutes. The breakdown of the asset types is as follows:

<b>ASSET TYPE</b>	<b>MARKET VALUE</b>	<b>BOOK VALUE</b>	<b>VARIANCE</b>
AGY - U.S. Federal Agency	\$ 1,611,856,156.99	\$ 1,615,325,140.70	\$ (3,468,983.71)
MMF - Money Market Funds	79,514,311.86	79,514,311.86	-
TSY - U.S. Treasury	1,484,586,496.10	1,485,394,368.97	(807,872.87)
CIA - Collateralized Investment Agreements	14,867,770.05	14,867,770.05	-
FDA - Forward Delivery Agreement	15,015,069.55	15,015,069.55	-
CP - Commercial Paper	425,490,400.00	424,506,248.65	984,151.35
CD - Negotiable CDs	121,038,472.72	120,992,000.00	46,472.72
CORP - U.S. Corporate Notes	801,486,536.46	801,713,695.49	(227,159.03)
LGIP - State Nevada Pool	39,942,469.63	39,942,469.63	-
REPO - Repurchase Agreements	55,000,000.00	55,000,000.00	-
CMO - Agency CMO	17,176,381.70	17,435,554.76	(259,173.06)
MBS - Agency Pass-Through	7,044,355.02	7,155,673.78	(111,318.76)
ABS - Asset Backed Securities	144,240,941.04	144,459,772.11	(218,831.07)
<b>TOTAL</b>	<b>\$ 4,817,259,361.12</b>	<b>\$ 4,821,322,075.55</b>	<b>\$ (4,062,714.43)</b>

**ASSET TYPES BY BOOK VALUE**



Note: Percentages may not equal 100% due to rounding calculations.



INVESTMENT POOL OVERVIEW

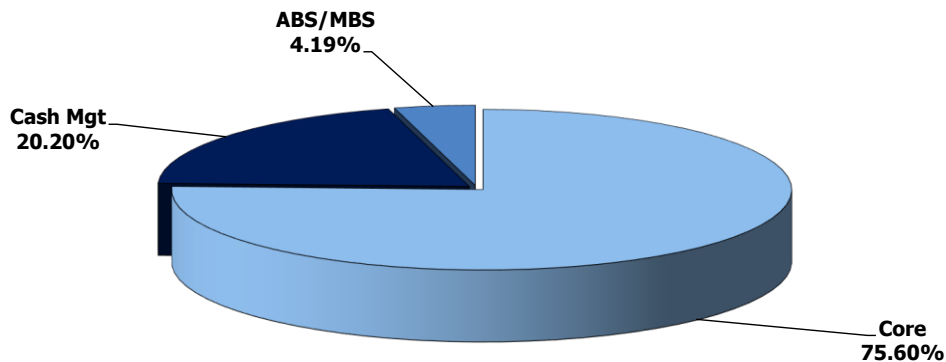
The County's Investment Pool is segregated into the following four sub-portfolios:

CASH MANAGEMENT PORTFOLIO: The primary focus of this portfolio is to provide the day to day liquidity needs of the County. Therefore, the Cash Management portfolio mainly targets maturities from overnight to 12 months. The majority of investments are purchased and held to maturity. The most frequently used investment vehicles are federal agency notes, money market funds, commercial paper, and certificates of deposit.

CORE PORTFOLIO: This portfolio is more active than the Cash Management portfolio and takes advantage of market conditions to prudently maximize return. The Core portfolio mainly targets maturities from 1 to 3 years. The most frequently used investment vehicles include U.S. treasury notes, federal agency notes, corporate obligations with are rated A-AAA, commercial paper, and money market funds.

ABS/MBS PORTFOLIO: The ABS/MBS portfolio primarily invests in AAA-rated collateralized mortgage obligations, AAA-rated asset backed securities, federal agency securities, and treasury notes.

Table with 4 columns: SUB PORTFOLIO, MARKET VALUE, BOOK VALUE, VARIANCE. Rows include Core, Cash Management, ABS/MBS, and TOTALS.



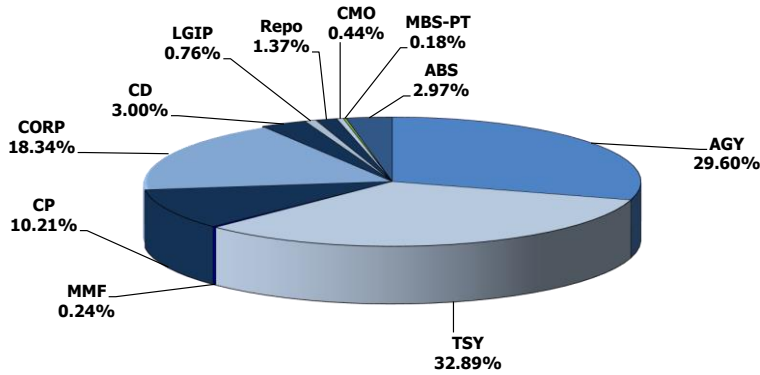
Note: Percentages may not equal 100% due to rounding calculations.



**INVESTMENT POOL OVERVIEW (CONTINUED)**

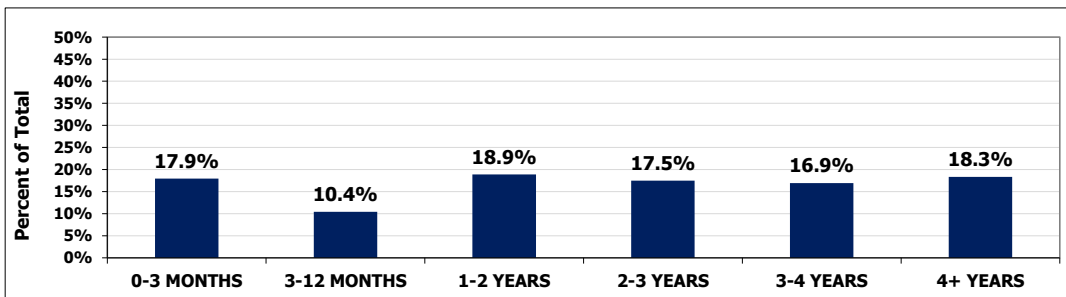
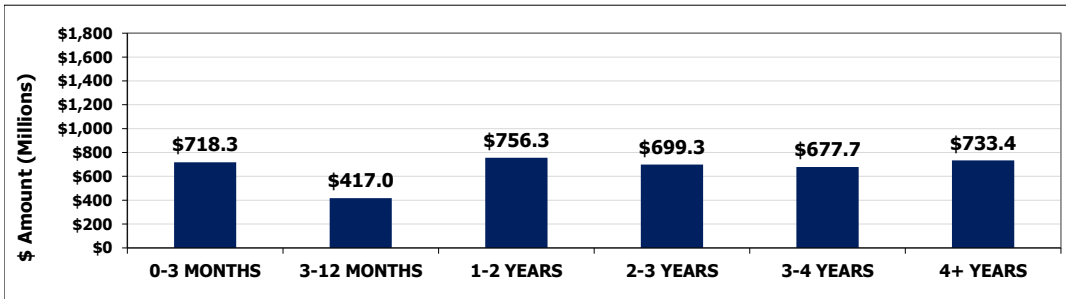
ASSET TYPE	MARKET VALUE	BOOK VALUE	VARIANCE
AGY - U.S. Federal Agency	\$ 1,181,074,700.00	\$ 1,184,615,347.73	\$ (3,540,647.73)
TSY - U.S. Treasury	1,315,441,375.00	1,316,417,630.90	(976,255.90)
MMF - Money Market Funds	9,775,612.40	9,775,612.40	-
CP - Commercial Paper	409,491,200.00	408,518,781.98	972,418.02
CORP - U.S. Corporate Notes	733,619,272.86	733,895,346.41	(276,073.55)
CD - Negotiable CDs	120,046,500.00	120,000,000.00	46,500.00
LGIP - State Nevada Pool	30,263,362.54	30,263,362.54	-
REPO - Repurchase Agreements	55,000,000.00	55,000,000.00	
CMO - Agency CMO	17,176,381.70	17,435,554.76	(259,173.06)
MBS - Agency Pass-Through	7,044,355.02	7,155,673.78	(111,318.76)
ABS - Asset Backed Securities	118,774,274.22	119,014,930.41	(240,656.19)
<b>TOTAL</b>	<b>\$ 3,997,707,033.74</b>	<b>\$ 4,002,092,240.91</b>	<b>\$ (4,385,207.17)</b>

**ASSET TYPES BY BOOK VALUE**



The County Investment Policy stipulates that the Investment Pool always has at least 5% of its holdings between an 1 day to a 90 day maturity to ensure the daily liquidity needs of the County are met. The Treasurer’s Office maintains a detailed 12-month rolling cash flow analysis to assist in meeting this requirement. The charts below display the allocations for specific maturity intervals of the Investment Pool.

**DISTRIBUTION BY MATURITY (BOOK VALUE)**



Note: Percentages may not equal 100% due to rounding calculations.

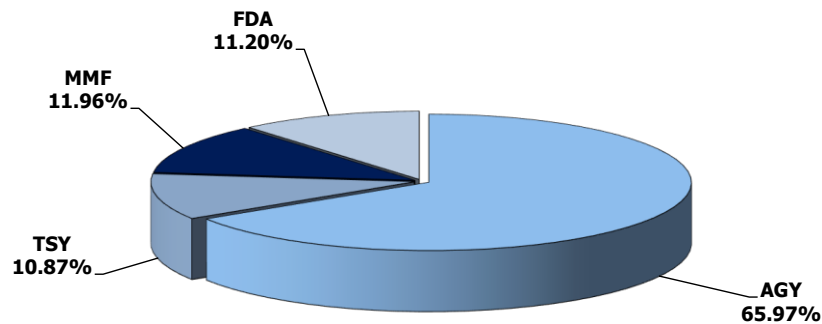




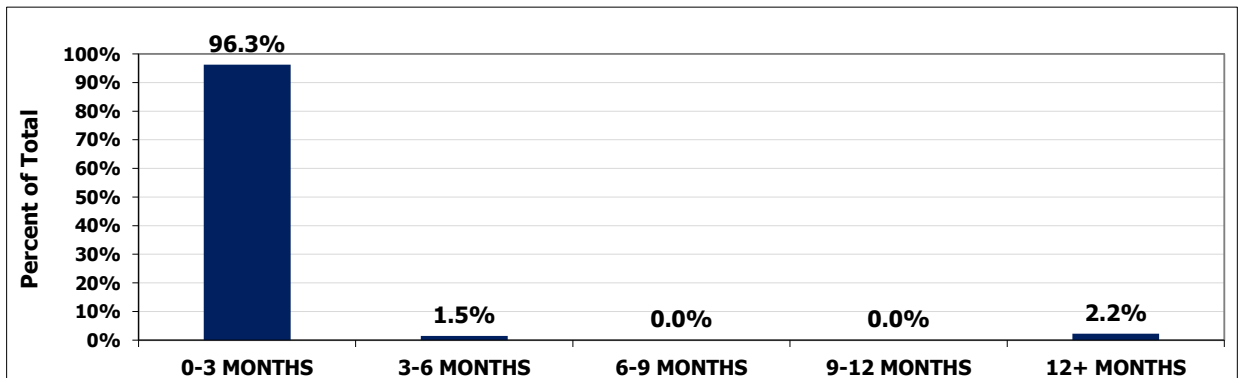
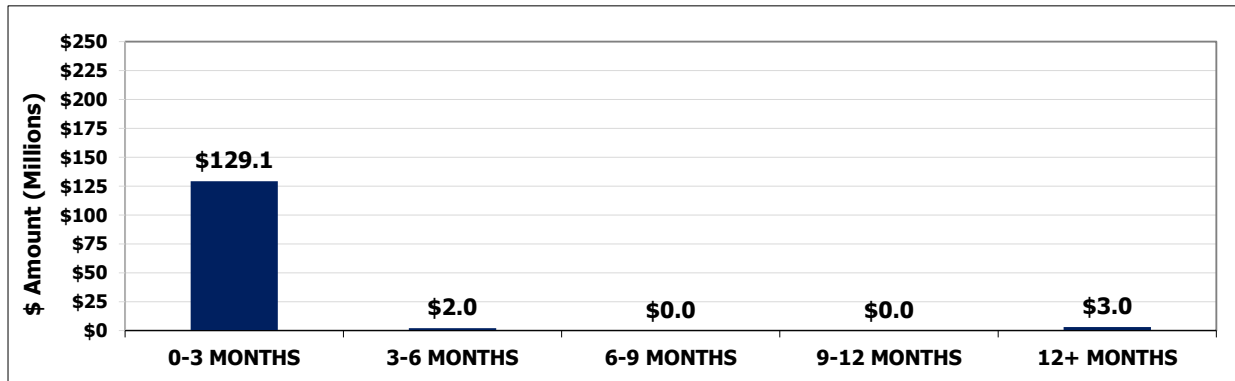
**BOND FUNDS OVERVIEW**

ASSET TYPE	MARKET VALUE	BOOK VALUE	VARIANCE
AGY - U.S. Federal Agency	\$ 88,518,955.23	\$ 88,467,518.10	\$ 51,437.13
TSY - U.S. Treasury	14,588,086.00	14,579,878.66	8,207.34
MMF - Money Market Funds	16,035,035.48	16,035,035.48	-
FDA - Forward Delivery Agreement	15,015,069.55	15,015,069.55	-
<b>TOTAL</b>	<b>\$ 134,157,146.26</b>	<b>\$ 134,097,501.79</b>	<b>\$ 59,644.47</b>

**ASSET TYPES BY BOOK VALUE**



**DISTRIBUTION BY MATURITY (BOOK VALUE)**



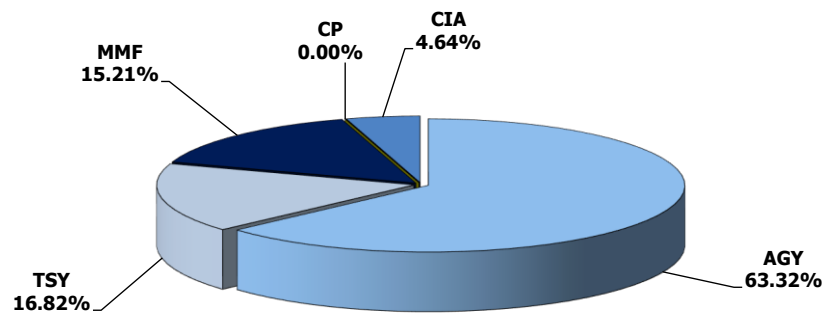
Note: Percentages may not equal 100% due to rounding calculations.



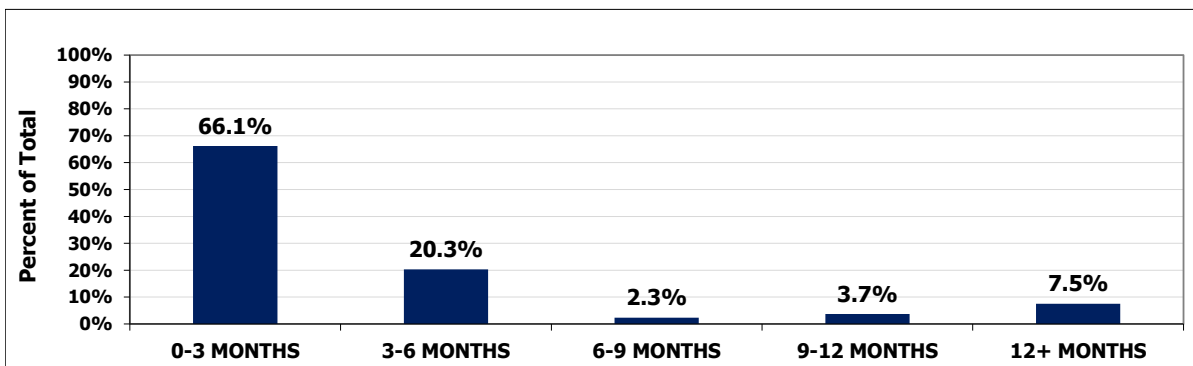
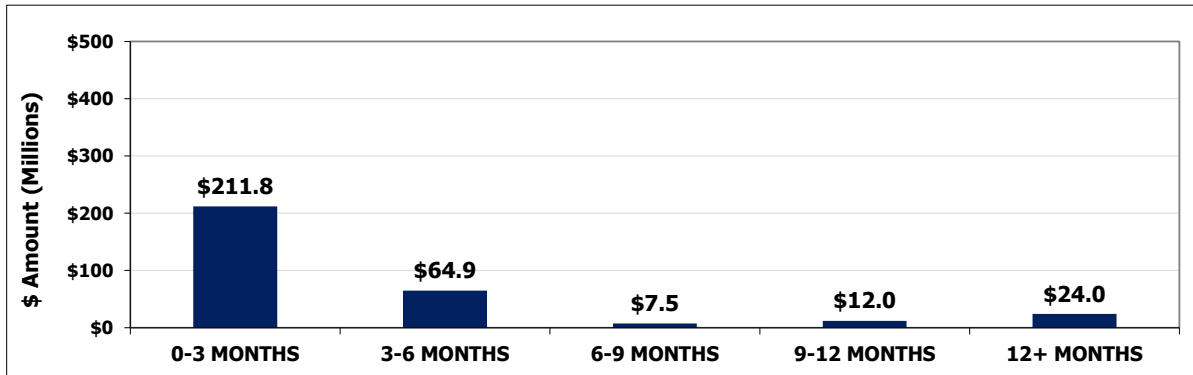
**MCCARRAN AIRPORT BOND FUNDS OVERVIEW**

ASSET TYPE	MARKET VALUE	BOOK VALUE	VARIANCE
AGY - U.S. Federal Agency	\$ 202,782,769.76	\$ 202,709,455.37	\$ 73,314.39
TSY - U.S. Treasury	53,840,455.10	53,863,968.75	(23,513.65)
MMF - Money Market Funds	48,703,136.37	48,703,136.37	-
CP - Commercial Paper	-	-	-
CIA - Collateralized Investment Agreements	14,867,770.05	14,867,770.05	-
<b>TOTAL</b>	<b>\$ 320,194,131.28</b>	<b>\$ 320,144,330.54</b>	<b>\$ 49,800.74</b>

**ASSET TYPES BY BOOK VALUE**



**DISTRIBUTION BY MATURITY (BOOK VALUE)**



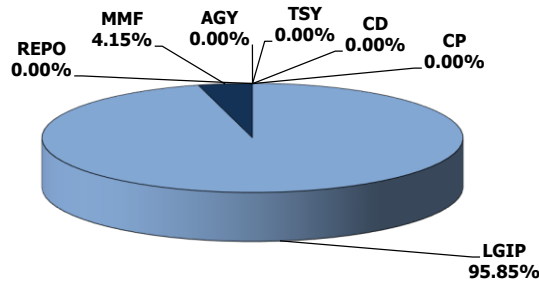
Note: Percentages may not equal 100% due to rounding calculations.



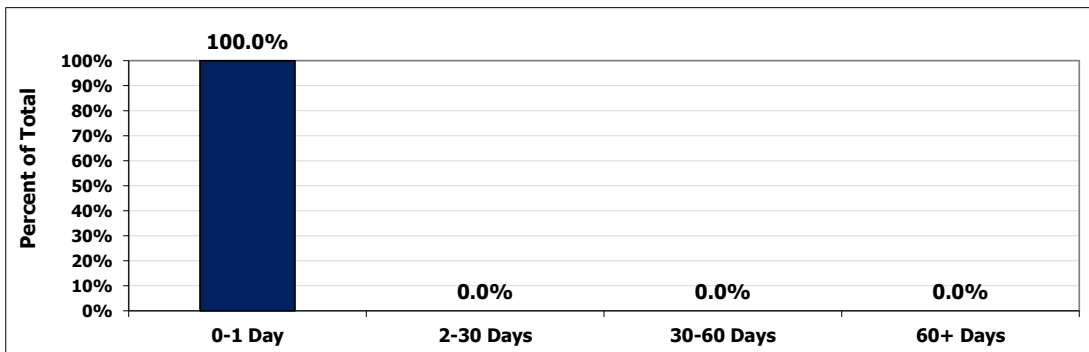
**TAX RECEIVER OVERVIEW**

ASSET TYPE	MARKET VALUE	BOOK VALUE	VARIANCE
AGY - U.S. Federal Agency	\$ -	\$ -	\$ -
TSY - U.S. Treasury	-	-	-
CP - Commercial Paper	-	-	-
CD - Negotiable CD's	-	-	-
REPO - Repurchase Agreement	-	-	-
LGIP - State Nevada Pool	9,679,107.09	9,679,107.09	-
MMF - Money Market Funds	418,792.85	418,792.85	-
<b>TOTAL</b>	<b>\$ 10,097,899.94</b>	<b>\$ 10,097,899.94</b>	<b>\$ -</b>

**ASSET TYPES BY BOOK VALUE**



**DISTRIBUTION BY MATURITY (BOOK VALUE)**



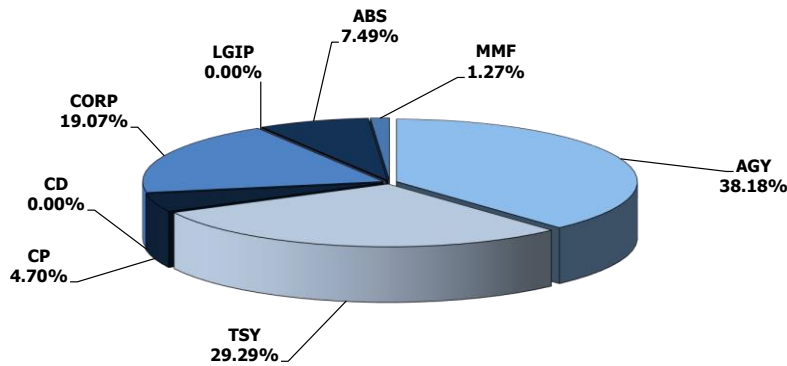
Note: Percentages may not equal 100% due to rounding calculations.



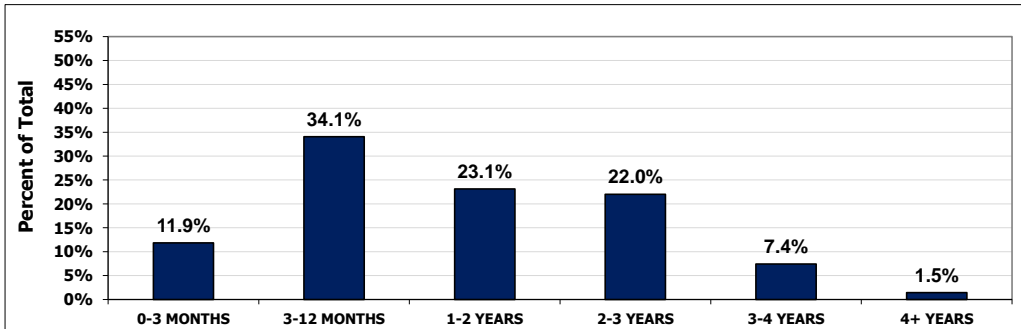
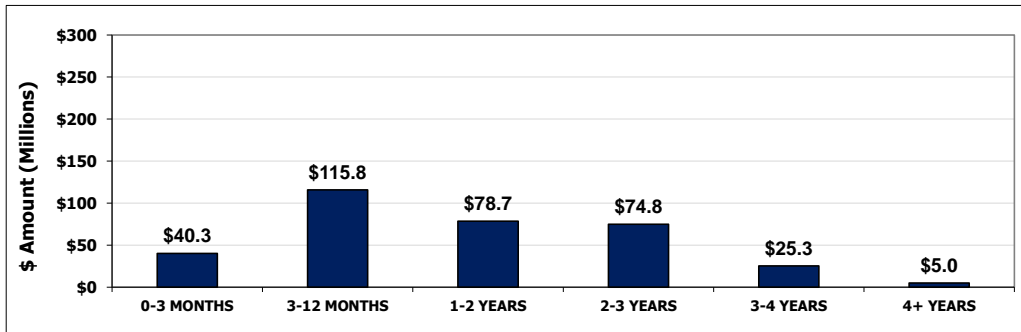
**WATER RECLAMATION DISTRICT OVERVIEW**

ASSET TYPE	MARKET VALUE	BOOK VALUE	VARIANCE
AGY - U.S. Federal Agency	\$ 129,804,650.00	\$ 129,729,400.00	\$ 75,250.00
TSY - U.S. Treasury	99,732,600.00	99,526,562.53	206,037.47
CP - Commercial Paper	15,999,200.00	15,987,466.67	11,733.33
CD - Negotiable Certificates of Deposit	-	-	-
CORP - Corporate Notes	64,861,273.60	64,784,926.58	76,347.02
ABS - Asset Backed Securities	25,466,666.82	25,444,841.70	21,825.12
LGIP - State Nevada Pool	-	-	-
MMF - Money Market Funds	4,324,514.33	4,324,514.33	-
<b>TOTAL</b>	<b>\$ 340,188,904.75</b>	<b>\$ 339,797,711.81</b>	<b>\$ 391,192.94</b>

**ASSET TYPES BY BOOK VALUE**



**DISTRIBUTION BY MATURITY (BOOK VALUE)**



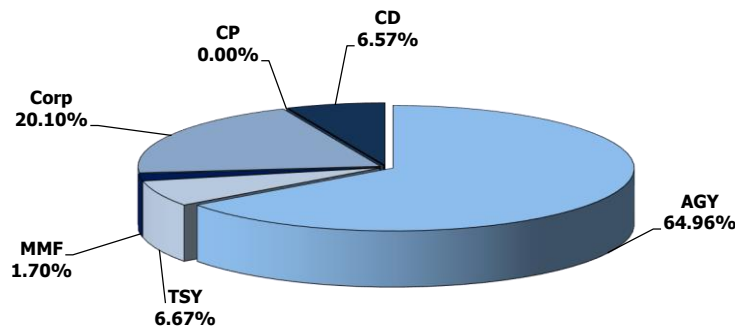
Note: Percentages may not equal 100% due to rounding calculations.



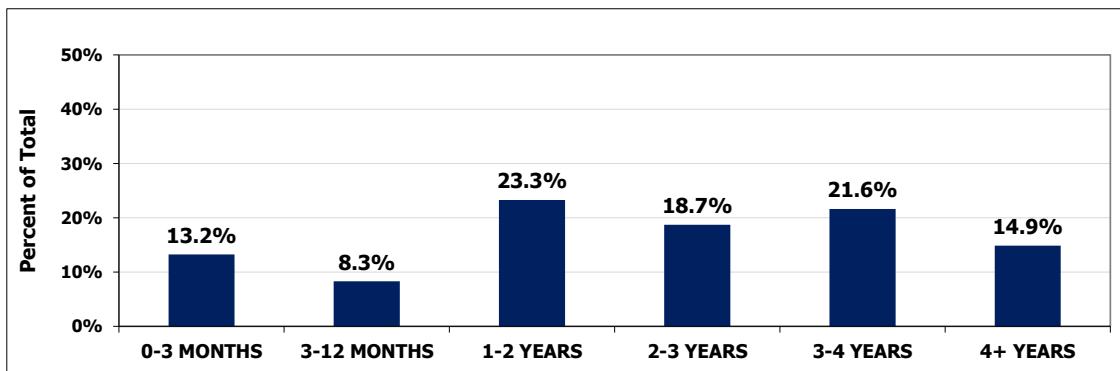
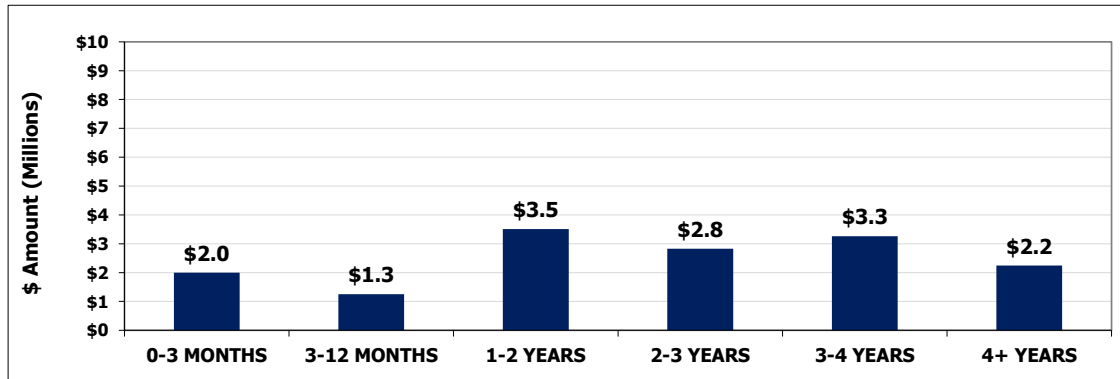
SOUTHERN NEVADA HEALTH DISTRICT

ASSET TYPE	MARKET VALUE	BOOK VALUE	VARIANCE
AGY - U.S. Federal Agency	\$ 9,675,082.00	\$ 9,803,419.50	\$ (128,337.50)
TSY - U.S. Treasury	983,980.00	1,006,328.13	(22,348.13)
MMF - Money Market Funds	257,220.43	257,220.43	-
CORP - U.S. Corporate Notes	3,005,990.00	3,033,422.50	(27,432.50)
CP - Commercial Paper	-	-	-
CD - Negotiable CDs	991,972.72	992,000.00	(27.28)
<b>TOTAL</b>	<b>\$ 14,914,245.15</b>	<b>\$ 15,092,390.56</b>	<b>\$ (178,145.41)</b>

ASSET TYPES BY BOOK VALUE



DISTRIBUTION BY MATURITY (BOOK VALUE)



Note: Percentages may not equal 100% due to rounding calculations.



**APPENDIX**

**INVESTMENT HOLDINGS**

- ◆ TOTAL INVESTMENT SUMMARY
  - ◆ INVESTMENT POOL
  - ◆ BOND FUNDS
  - ◆ McCARRAN AIRPORT BOND FUNDS
  - ◆ TAX RECEIVER
  - ◆ WATER RECLAMATION DISTRICT
  - ◆ SOUTHERN NEVADA HEALTH DISTRICT
-