

CLARK COUNTY, NEVADA

MONTHLY INVESTMENT REPORT

December 31, 2016



CLARK COUNTY TREASURER'S OFFICE

500 S. GRAND CENTRAL PARKWAY

LAS VEGAS, NEVADA 89106

Laura B. Fitzpatrick

Treasurer

www.clarkcountynv.gov/depts/treasurer



TABLE OF CONTENTS

INVESTMENT OVERVIEW AND OBJECTIVES	1
TREASURER'S CERTIFICATION	2
TOTAL PORTFOLIO OVERVIEW	3
INVESTMENT POOL OVERVIEW	5
BOND FUNDS OVERVIEW	7
McCARRAN AIRPORT BOND FUNDS OVERVIEW	8
TAX RECEIVER OVERVIEW	9
WATER RECLAMATION DISTRICT OVERVIEW	10
SOUTHERN NEVADA HEALTH DISTRICT	11
PORTFOLIO SECURITY LISTINGS	APPENDIX
◆ TOTAL INVESTMENT SUMMARY	
◆ INVESTMENT POOL	
◆ BOND FUNDS	
◆ McCARRAN AIRPORT BOND FUNDS	
◆ TAX RECEIVER	
◆ WATER RECLAMATION DISTRICT	
◆ SOUTHERN NEVADA HEALTH DISTRICT	

**CLARK COUNTY TREASURER'S WEBSITE
ADDITIONAL INVESTMENT INFORMATION**

www.co.clark.nv.us/treasurer/investment.htm



CLARK COUNTY, NEVADA

INVESTMENT OVERVIEW AND OBJECTIVES

The three main objectives in managing the County's Total Investment Portfolio are to provide safety of principal, to ensure liquidity to meet operating requirements, and to generate a market rate of return on the investments. Using cash flow projections to match revenues with expenditures ensures prudent investment principles that will enable the County to soundly meet its financial obligations. The Investment Portfolio shall be structured in relation to prevailing budgetary and economic environments, taking into account the County's investment risk constraints and cash flow characteristics.

The County's Total Investment Portfolio has five separate investment portfolios. They are as follows:

Investment Pool - operating funds, various bond funds, and capital project funds

Bonds Funds - various bond funds, requiring segregation

McCarran Airport Bond Funds - airport bond funds

Tax Receiver - real property tax collections

Water Reclamation District - separate legal entity's operating funds, various bond funds, and capital project funds

Southern Nevada Health District - operating funds and capital project funds

INVESTMENT POOL- The Investment Pool is segregated into three sub-portfolios: Cash Management, Core, and ABS/MBS. The Cash Management and Core sub-portfolios represent the largest portion of the Investment Pool and these funds are primarily invested in short to intermediate term treasury and federal agency securities and in high grade corporate debt obligations. ABS/MBS primarily invests in federal agency collateralized mortgage obligations and high grade asset-backed securities.

BOND FUNDS- Various bond construction, reserve, and debt service monies are invested according to bond covenants in short-term U.S. Treasury and federal agency securities, money market funds (MMFs), and Collateralized Investment Agreements (CIAs) to match semi-annual debt service payments and cash flow requirements. These funds are primarily from special improvement district bond issues.

McCARRAN AIRPORT BOND FUNDS- Various airport bond construction, reserve and debt service monies are invested according to bond covenants in short-term treasury and federal agency securities, MMFs, and Collateralized Investment Agreements to match semi-annual debt service payments and cash flow requirements.

TAX RECEIVER- The Treasurer, as ex officio tax receiver, bills and collects taxes on all real property in the County, and distributes the tax dollars to the various taxing entities including the state, county, school district, cities, libraries, other special districts. The balances in the Tax Receiver account are extremely seasonal in nature due to the statutory property tax collection schedule, with the highest balances occurring in the months of August, October, January, and March. Property tax allocations and interest earnings are disbursed to other governmental entities on the 15th of each month. Monies are invested primarily in money market funds (MMFs) and other short-term securities to match the scheduled cash flow requirements.

WATER RECLAMATION DISTRICT- The Treasurer performs the investment function for the Water Reclamation District. The types of investments utilized for this portfolio are primarily treasuries, federal agencies, MMFs, and other short term debt. The Treasurer's office works with the District to ensure the portfolio has adequate liquidity to provide for cash flow needs.

SOUTHERN NEVADA HEALTH DISTRICT- The Treasurer performs the investment function for the Southern Nevada Health District. The types of investments utilized for this portfolio are primarily treasuries, federal agencies, MMFs, and other short term debt. The Treasurer's office works with the District to ensure the portfolio has adequate liquidity to provide for cash flow needs.

**CLARK COUNTY, NEVADA****TREASURER'S CERTIFICATION**

I, Laura B. Fitzpatrick, Clark County Treasurer, certify that the investments and related activity herein reported comply with Nevada Revised Statutes, Clark County Ordinances, and the Clark County Investment Policy.

/s/ Laura B. Fitzpatrick

Laura B. Fitzpatrick - County Treasurer

REQUIREMENTS AND COMPLIANCE

ITEM	REQUIREMENTS	ACTUAL PORTFOLIO
Weighted Average Duration	The Investment Pool cannot exceed a 2.5 year weighted average duration.	1.99
Liquidity Requirement*	At least 5% of the Investment Pool must mature within 90 days.	11.59%

*Percentage includes the closing ledger balance of the Investment Pool's checking account at the County's depository bank.

TOTAL PORTFOLIO

INVESTMENT CATEGORY	MAXIMUM MATURITY	QUALITY LIMITS S&P/MOODY'S	AUTHORIZED LIMIT	ACTUAL PORTFOLIO
U.S. Federal Agency	10 Years	N/A	No Limit	32.89%
Money Market Funds	N/A	AAA	No Limits	6.95%
U.S. Treasury	10 Years	N/A	No Limit	27.17%
Collateralized Investment Agreements	Match Bond Issues	Counterparty rating A2/A or better	No Limits	0.30%
Forward Delivery Agreements	Match Bond Issues	Counterparty rating A2/A or better	No Limits	0.30%
Commercial Paper*	270 days	Domestic A-1/P-1 or better	20% - Not more than 5% per issuer	8.07%
Negotiable Certificates of Deposit*	N/A	A-1/P-1 or better	No Limits in total - Not more than 5% per issuer	3.64%
Corporate Notes*	5 Years	A-/A3 or better	20% - Not more than 5% per issuer	15.30%
LGIP	N/A	N/A	N/A	1.65%
Repurchase Agreements	90 Days	N/A	10% - Collateral 102%	0.00%
Agency Collateralized Mortgage Obligations	N/A	AAA/Aaa	0.2	0.40%
Agency MBS Pass-Throughs	10 years	N/A	No Limit	0.16%
Asset Backed Securities*	N/A	AAA/Aaa	20% - Not more than 5% per issuer	3.17%
Total				100.00%

*No single issuer exceeds the 5% restriction limit.

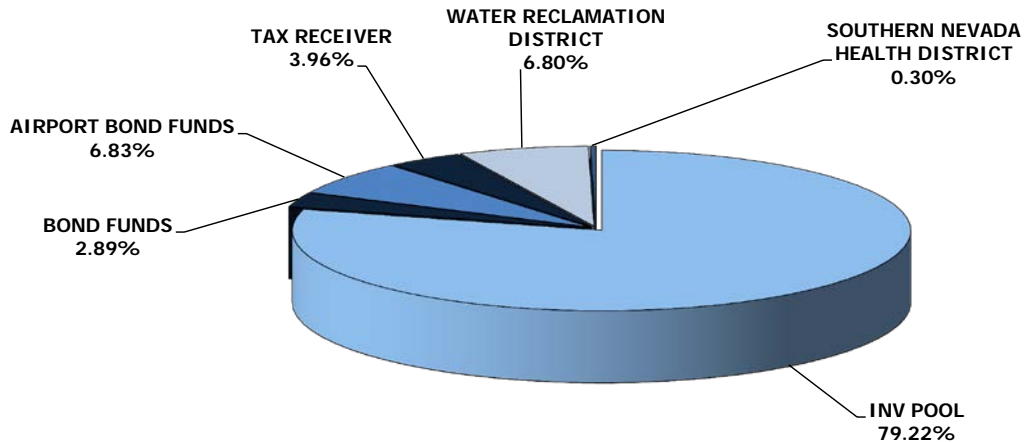


CLARK COUNTY, NEVADA

MONTHLY INVESTMENT REPORT

**TOTAL PORTFOLIO OVERVIEW
DISTRIBUTIONS BY PORTFOLIOS**

PORTFOLIO	MARKET VALUE	BOOK VALUE	VARIANCE
Investment Pool	\$ 3,928,776,281.96	\$ 3,942,224,391.94	\$ (13,448,109.98)
Bond Funds	143,875,326.84	143,783,542.19	91,784.65
McCarran Airport Bond Funds	340,143,211.86	340,087,823.39	55,388.47
Tax Receiver	196,916,407.19	196,915,407.19	1,000.00
Water Reclamation District	338,728,495.43	338,562,689.02	165,806.41
Southern Nevada Health Dist.	14,804,125.43	15,027,116.39	(222,990.96)
TOTALS	\$ 4,963,243,848.71	\$ 4,976,600,970.12	\$ (13,357,121.41)



PORTFOLIO	YIELD TO MATURITY	DAYS TO MATURITY	WEIGHTED AVG MATURITY (Yrs)	WEIGHTED AVG DURATION (Yrs)	MONTHLY INTEREST EARNINGS
Investment Pool	1.27%	781	2.14	1.99	\$ 4,218,589.37
Bond Funds	1.01%	86	0.24	0.23	165,829.09
McCarran Airport Bond Funds	0.79%	110	0.30	0.30	241,121.14
Tax Receiver	0.50%	2	0.01	0.00	29,108.81
Water Reclamation District	1.17%	580	1.59	1.37	352,028.96
Southern Nevada Health Dist.	1.06%	877	2.40	2.30	13,834.26
TOTAL PORTFOLIO	1.19%	671	1.84	1.70	\$ 5,020,511.63

Note: Percentages may not equal 100% due to rounding calculations.

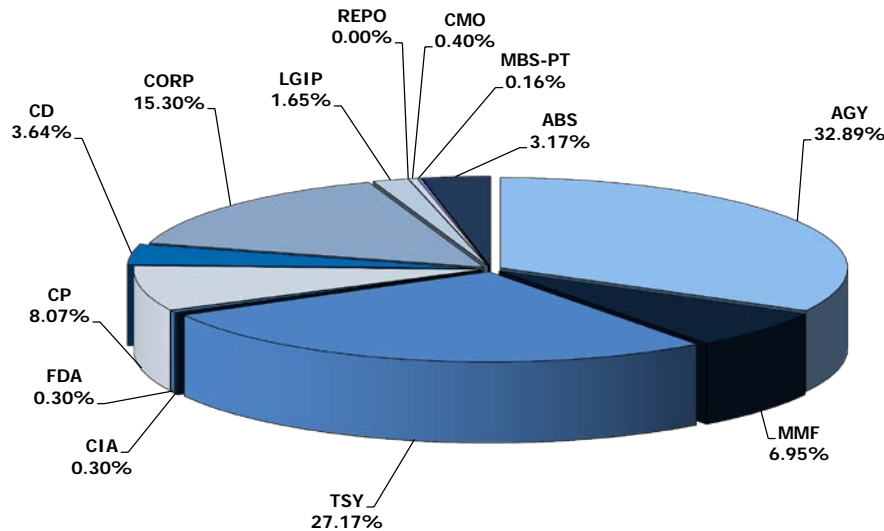


TOTAL PORTFOLIO OVERVIEW (CONTINUED)

The County's Total Investment Portfolio is diversified into various types of assets which are allowed by the County's Investment Policy and Nevada Revised Statutes. The breakdown of the asset types is as follows:

ASSET TYPE	MARKET VALUE	BOOK VALUE	VARIANCE
AGY - U.S. Federal Agency	\$ 1,630,105,159.06	\$ 1,636,907,170.55	\$ (6,802,011.49)
MMF - Money Market Funds	345,782,932.86	345,782,932.86	-
TSY - U.S. Treasury	1,347,492,487.00	1,351,994,747.89	(4,502,260.89)
CIA - Collateralized Investment Agreements	14,867,770.05	14,867,770.05	-
FDA - Forward Delivery Agreement	15,015,959.34	15,015,959.34	-
CP - Commercial Paper	401,998,949.00	401,607,040.62	391,908.38
CD - Negotiable CDs	181,010,888.00	180,992,000.00	18,888.00
CORP - U.S. Corporate Notes	759,872,844.75	761,451,971.70	(1,579,126.95)
LGIP - State Nevada Pool	82,299,318.68	82,299,318.68	-
REPO - Repurchase Agreements	-	-	-
CMO - Agency CMO	19,617,616.43	19,894,207.45	(276,591.02)
MBS - Agency Pass-Through	7,917,838.59	8,051,472.72	(133,634.13)
ABS - Asset Backed Securities	157,262,084.95	157,736,378.26	(474,293.31)
TOTAL	\$ 4,963,243,848.71	\$ 4,976,600,970.12	\$ (13,357,121.41)

ASSET TYPES BY BOOK VALUE



Note: Percentages may not equal 100% due to rounding calculations.



INVESTMENT POOL OVERVIEW

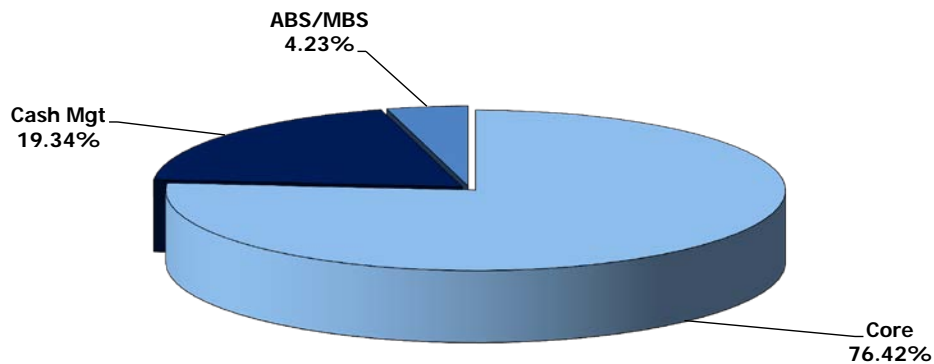
The County's Investment Pool is segregated into the following four sub-portfolios:

CASH MANAGEMENT PORTFOLIO: The primary focus of this portfolio is to provide the day to day liquidity needs of the County. Therefore, the Cash Management portfolio mainly targets maturities from overnight to 12 months. The majority of investments are purchased and held to maturity. The most frequently used investment vehicles are federal agency notes, money market funds, commercial paper, and certificates of deposit.

CORE PORTFOLIO: This portfolio is more active than the Cash Management portfolio and takes advantage of market conditions to prudently maximize return. The Core portfolio mainly targets maturities from 1 to 3 years. The most frequently used investment vehicles include U.S. treasury notes, federal agency notes, corporate obligations with are rated A-AAA, commercial paper, and money market funds.

ABS/MBS PORTFOLIO: The ABS/MBS portfolio primarily invests in AAA-rated collateralized mortgage obligations, AAA-rated asset backed securities, federal agency securities, and treasury notes.

Table with 4 columns: SUB PORTFOLIO, MARKET VALUE, BOOK VALUE, VARIANCE. Rows include Core, Cash Management, ABS/MBS, and TOTALS.



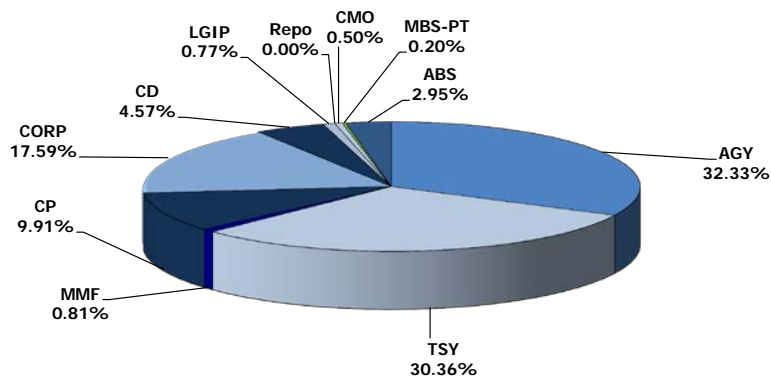
Note: Percentages may not equal 100% due to rounding calculations.



INVESTMENT POOL OVERVIEW (CONTINUED)

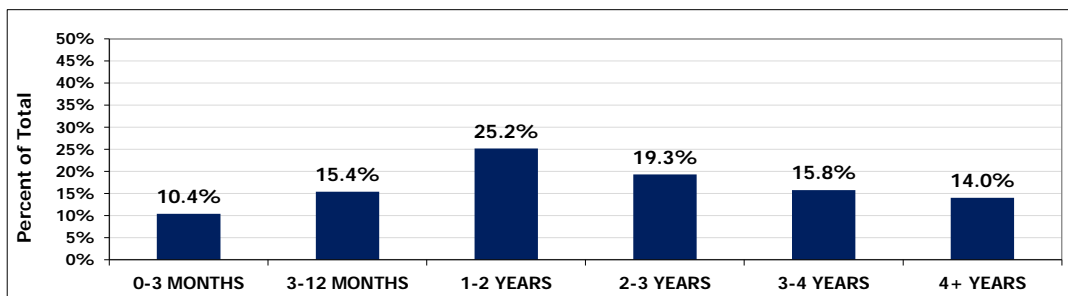
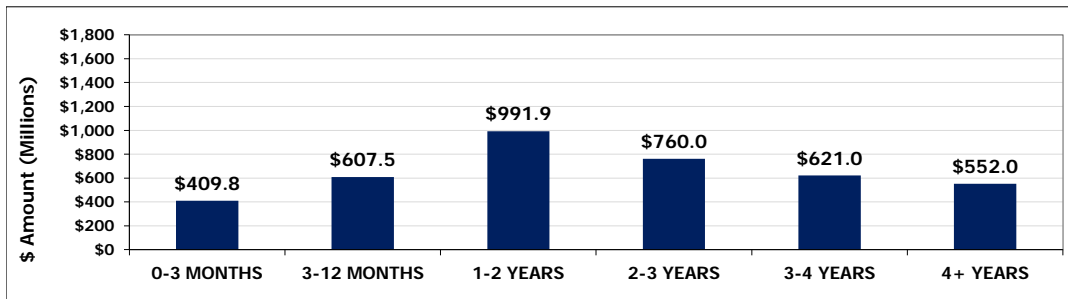
ASSET TYPE	MARKET VALUE	BOOK VALUE	VARIANCE
AGY - U.S. Federal Agency	\$ 1,267,870,750.00	\$ 1,274,698,900.50	\$ (6,828,150.50)
TSY - U.S. Treasury	1,192,282,995.00	1,196,819,897.27	(4,536,902.27)
MMF - Money Market Funds	31,792,510.19	31,792,510.19	-
CP - Commercial Paper	391,103,400.00	390,716,563.79	386,836.21
CORP - U.S. Corporate Notes	692,038,639.75	693,633,622.62	(1,594,982.87)
CD - Negotiable CDs	180,018,950.00	180,000,000.00	18,950.00
LGIP - State Nevada Pool	30,184,244.55	30,184,244.55	-
REPO - Repurchase Agreements	-	-	-
CMO - Agency CMO	19,617,616.43	19,894,207.45	(276,591.02)
MBS - Agency Pass-Through	7,917,838.59	8,051,472.72	(133,634.13)
ABS - Asset Backed Securities	115,949,337.45	116,432,972.85	(483,635.40)
TOTAL	\$ 3,928,776,281.96	\$ 3,942,224,391.94	\$ (13,448,109.98)

ASSET TYPES BY BOOK VALUE



The County Investment Policy stipulates that the Investment Pool always has at least 5% of its holdings between an 1 day to a 90 day maturity to ensure the daily liquidity needs of the County are met. The Treasurer's Office maintains a detailed 12-month rolling cash flow analysis to assist in meeting this requirement. The charts below display the allocations for specific maturity intervals of the Investment Pool.

DISTRIBUTION BY MATURITY (BOOK VALUE)



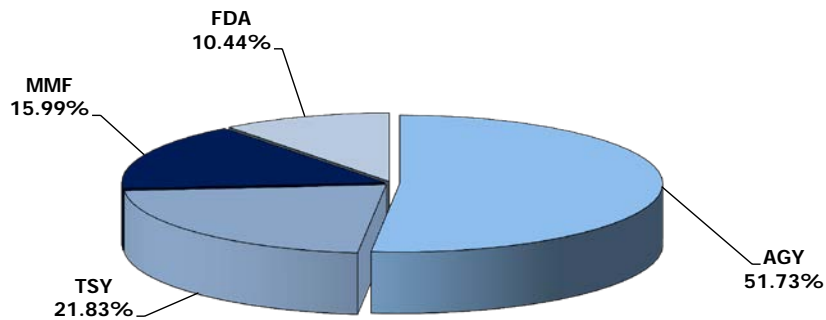
Note: Percentages may not equal 100% due to rounding calculations.



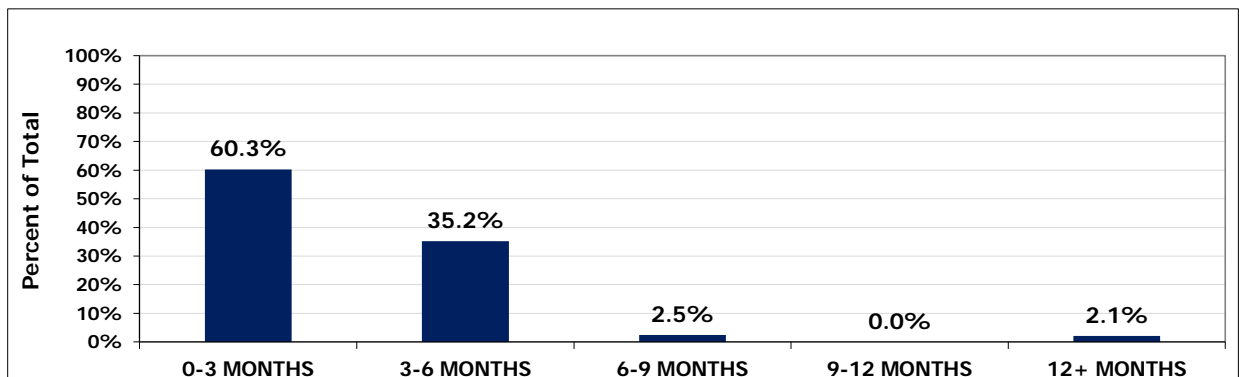
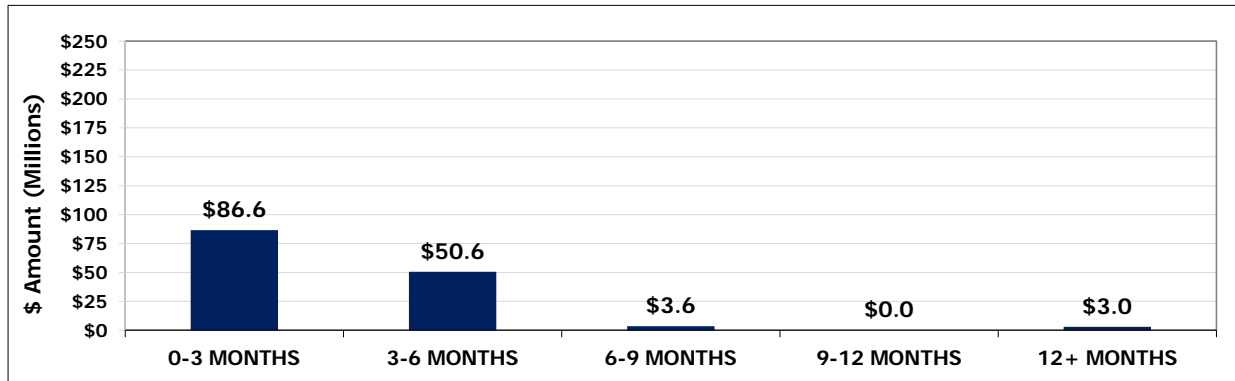
BOND FUNDS OVERVIEW

ASSET TYPE	MARKET VALUE	BOOK VALUE	VARIANCE
AGY - U.S. Federal Agency	\$ 74,484,577.00	\$ 74,384,474.46	\$ 100,102.54
TSY - U.S. Treasury	31,381,603.00	31,389,920.89	(8,317.89)
MMF - Money Market Funds	22,993,187.50	22,993,187.50	-
FDA - Forward Delivery Agreement	15,015,959.34	15,015,959.34	-
TOTAL	\$ 143,875,326.84	\$ 143,783,542.19	\$ 91,784.65

ASSET TYPES BY BOOK VALUE



DISTRIBUTION BY MATURITY (BOOK VALUE)



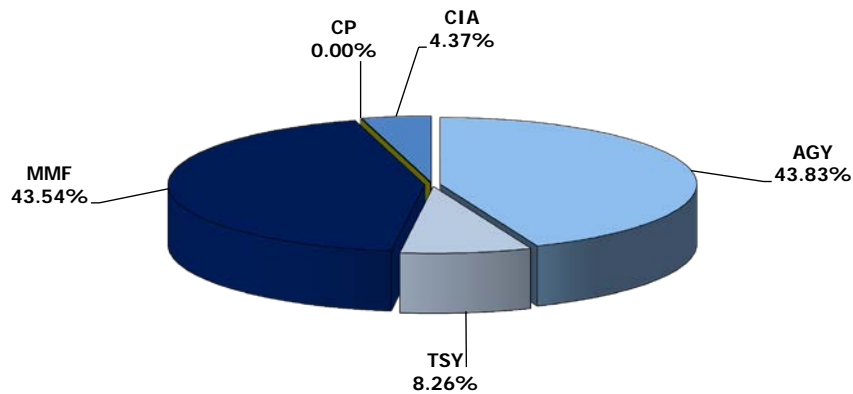
Note: Percentages may not equal 100% due to rounding calculations.



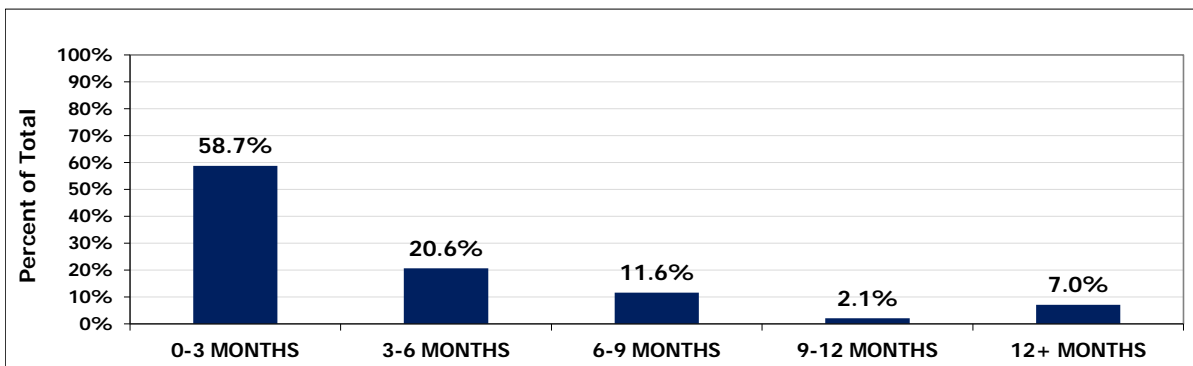
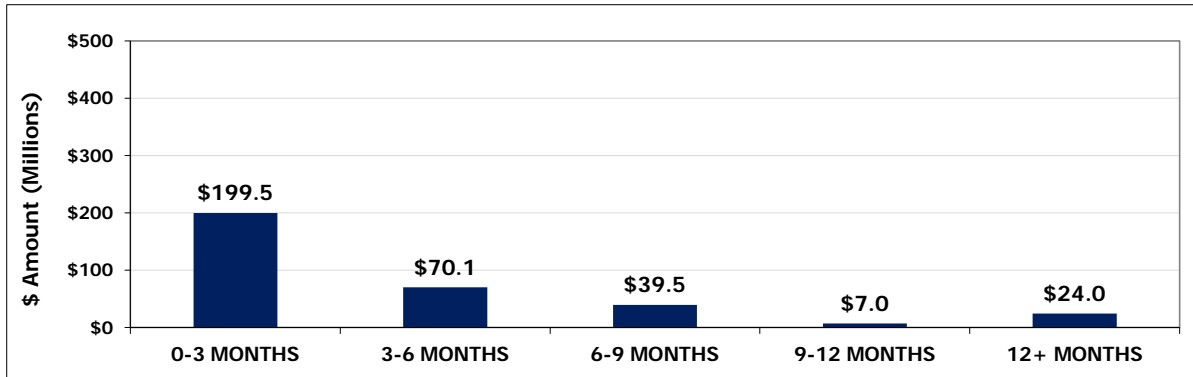
MCCARRAN AIRPORT BOND FUNDS OVERVIEW

ASSET TYPE	MARKET VALUE	BOOK VALUE	VARIANCE
AGY - U.S. Federal Agency	\$ 149,107,087.06	\$ 149,047,940.09	\$ 59,146.97
TSY - U.S. Treasury	28,081,679.00	28,085,437.50	(3,758.50)
MMF - Money Market Funds	148,086,675.75	148,086,675.75	-
CP - Commercial Paper	-	-	-
CIA - Collateralized Investment Agreements	14,867,770.05	14,867,770.05	-
TOTAL	\$ 340,143,211.86	\$ 340,087,823.39	\$ 55,388.47

ASSET TYPES BY BOOK VALUE



DISTRIBUTION BY MATURITY (BOOK VALUE)



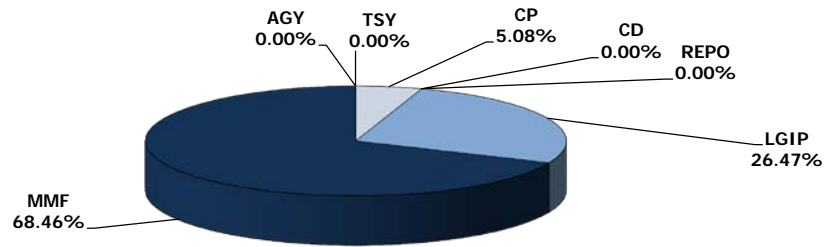
Note: Percentages may not equal 100% due to rounding calculations.



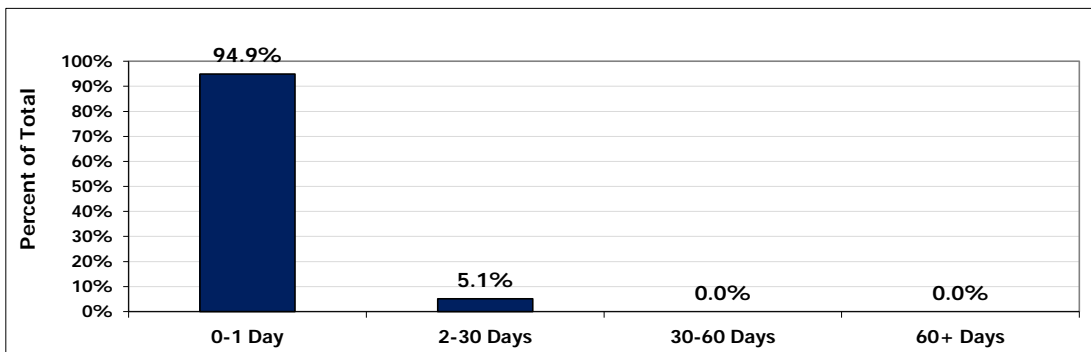
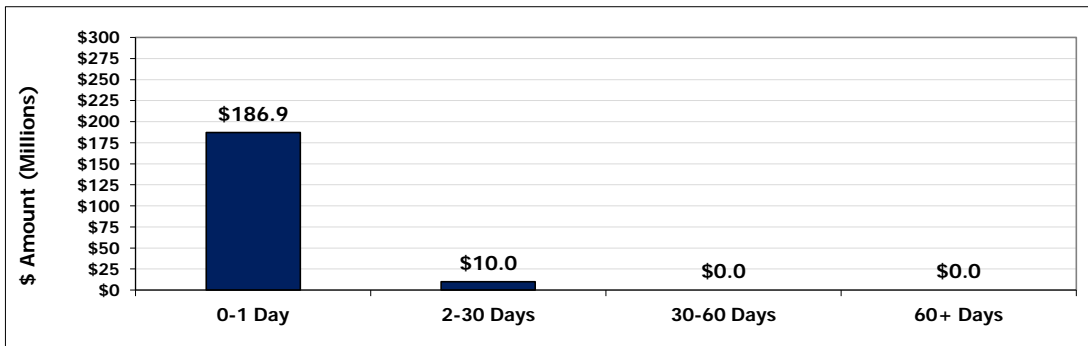
TAX RECEIVER OVERVIEW

ASSET TYPE	MARKET VALUE	BOOK VALUE	VARIANCE
AGY - U.S. Federal Agency	\$ -	\$ -	\$ -
TSY - U.S. Treasury	-	-	-
CP - Commercial Paper	9,997,700.00	9,996,700.00	1,000.00
CD - Negotiable CD's	-	-	-
REPO - Repurchase Agreement	-	-	-
LGIP - State Nevada Pool	52,115,074.13	52,115,074.13	-
MMF - Money Market Funds	134,803,633.06	134,803,633.06	-
TOTAL	\$ 196,916,407.19	\$ 196,915,407.19	\$ 1,000.00

ASSET TYPES BY BOOK VALUE



DISTRIBUTION BY MATURITY (BOOK VALUE)



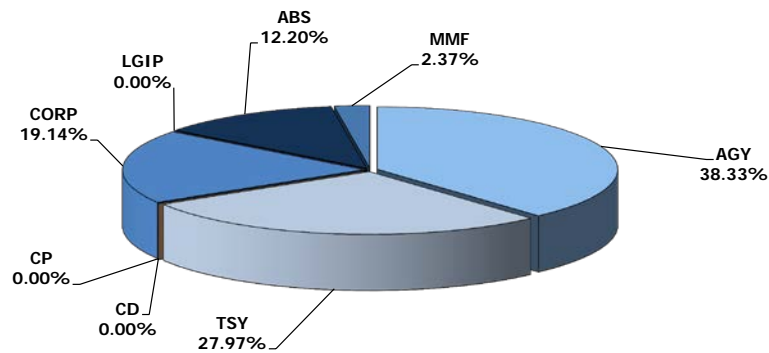
Note: Percentages may not equal 100% due to rounding calculations.



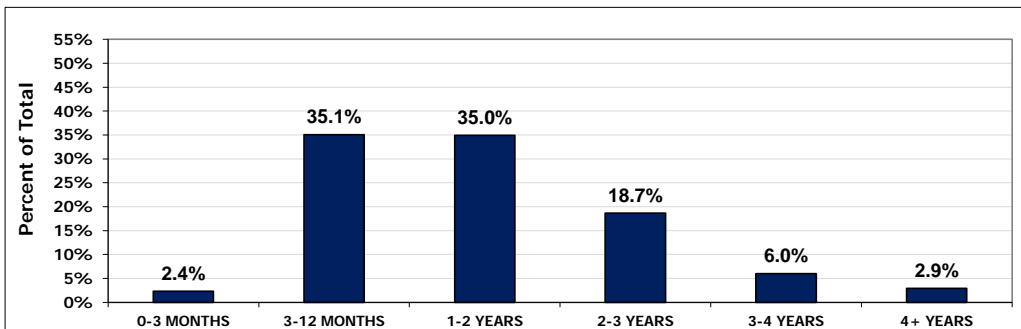
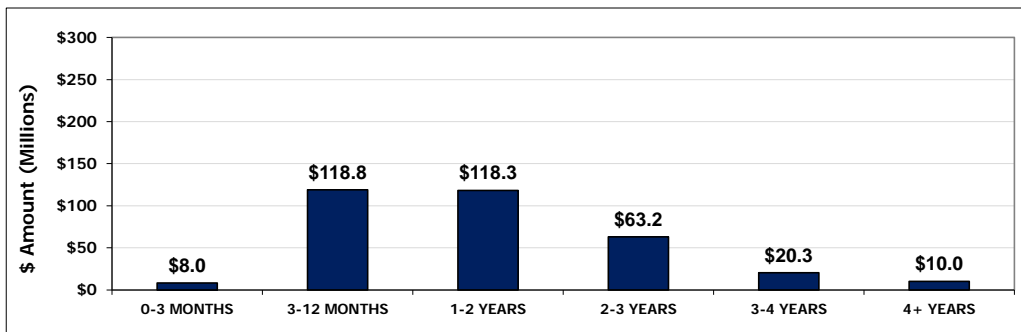
WATER RECLAMATION DISTRICT OVERVIEW

ASSET TYPE	MARKET VALUE	BOOK VALUE	VARIANCE
AGY - U.S. Federal Agency	\$ 129,798,150.00	\$ 129,768,000.00	\$ 30,150.00
TSY - U.S. Treasury	94,769,300.00	94,693,164.10	76,135.90
CP - Commercial Paper	-	-	-
CD - Negotiable Certificates of Deposit	-	-	-
CORP - Corporate Notes	64,835,105.00	64,784,926.58	50,178.42
ABS - Asset Backed Securities	41,312,747.50	41,303,405.41	9,342.09
LGIP - State Nevada Pool	-	-	-
MMF - Money Market Funds	8,013,192.93	8,013,192.93	-
TOTAL	\$ 338,728,495.43	\$ 338,562,689.02	\$ 165,806.41

ASSET TYPES BY BOOK VALUE



DISTRIBUTION BY MATURITY (BOOK VALUE)



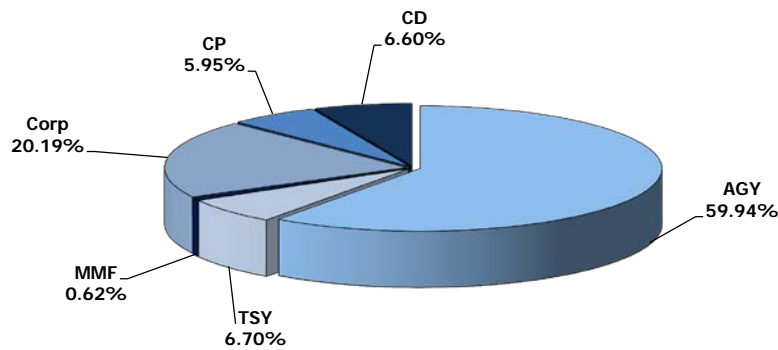
Note: Percentages may not equal 100% due to rounding calculations.



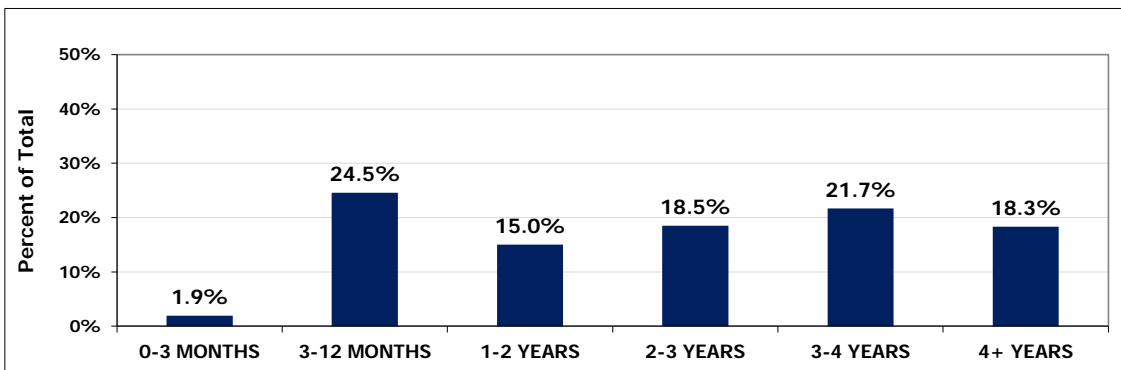
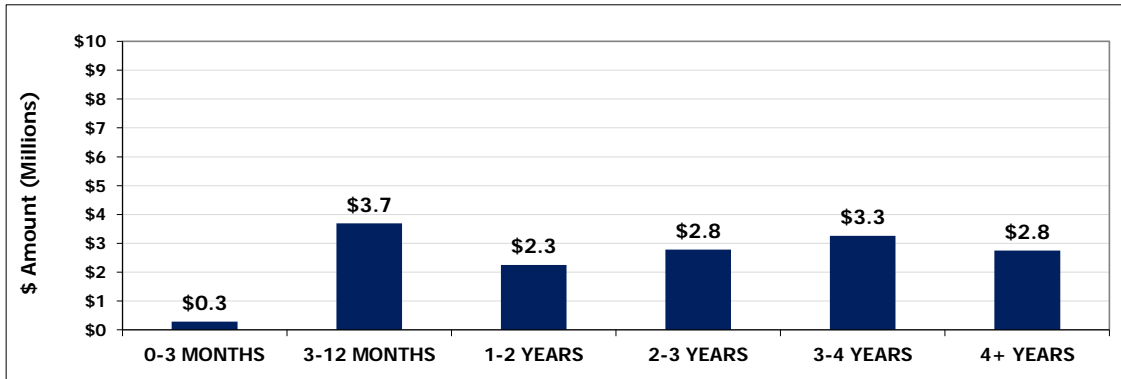
SOUTHERN NEVADA HEALTH DISTRICT

ASSET TYPE	MARKET VALUE	BOOK VALUE	VARIANCE
AGY - U.S. Federal Agency	\$ 8,844,595.00	\$ 9,007,855.50	\$ (163,260.50)
TSY - U.S. Treasury	976,910.00	1,006,328.13	(29,418.13)
MMF - Money Market Funds	93,733.43	93,733.43	-
CORP - U.S. Corporate Notes	2,999,100.00	3,033,422.50	(34,322.50)
CP - Commercial Paper	897,849.00	893,776.83	4,072.17
CD - Negotiable CDs	991,938.00	992,000.00	(62.00)
TOTAL	\$ 14,804,125.43	\$ 15,027,116.39	\$ (222,990.96)

ASSET TYPES BY BOOK VALUE



DISTRIBUTION BY MATURITY (BOOK VALUE)



Note: Percentages may not equal 100% due to rounding calculations.



APPENDIX

INVESTMENT HOLDINGS

- ◆ TOTAL INVESTMENT SUMMARY
 - ◆ INVESTMENT POOL
 - ◆ BOND FUNDS
 - ◆ McCARRAN AIRPORT BOND FUNDS
 - ◆ TAX RECEIVER
 - ◆ WATER RECLAMATION DISTRICT
 - ◆ SOUTHERN NEVADA HEALTH DISTRICT
-